




 Botanical/Common Name	E (Evergreen) S/E (Semi-Evergreen) D (Deciduous)	Mature Height and Spread ¹	Sunset Western Garden Zone(s) ²	Container Sizes Grown							
				1	5	15	25	24	36	48	60
ABELIA											
grandiflora / Glossy Abelia	S/E	8' x 5'	4-24	√	√	√					
grandiflora 'Edward Goucher' / Pink Abelia	S/E	3-5' x 3-5'	5-24	√	√	√					
grandiflora 'Sherwoodii' / Compact Lavender Abelia	S/E	3-4' x 4-5'	4-24	√	√						
grandiflora 'Prostrata' / Prostrate Abelia	S/E	1 1/2-2' x 4-5'	4-24	√	√						
ABUTILON											
hybridum (pink, red, white, yellow) / Flowering Maple	E	8-10' x 8-10'	8, 9, 12-24	√	√	√					
hybridum (pink, red, yellow) patio tree / Flowering Maple	E	8-10' x 8-10'	8, 9, 12-24		√						
ACACIA											
baileyana 'Purpurea' / Purple-Leaf Acacia	E	20-30' x 20-30'	8, 9, 13-24			√		√	√		
melanoxydon / Blackwood Acacia	E	40' x 20'	8, 9, 13-24		√	√		√	√		
redolens (ongerup) / Prostrate Acacia	E	1-6' x 15'	8, 9, 12-24	√	√						
redolens 'Low Boy' / Low Boy Prostrate Acacia	E	2' x 12'	8, 9, 12-24	√	√						
smallii (farnesiana) std. / Sweet Acacia	E	10-35' x 5-25'	8, 9, 12-24			√		√	√		
smallii (farnesiana) multi / Sweet Acacia	E	10-35' x 5-25'	8, 9, 12-24			√		√	√		
stenophylla / Shoestring Acacia	E	30' x 20'	8, 9, 12-24		√	√		√	√		
ACANTHUS											
mollis / Bear's Breech	D	3' x 3'	5-24	√	√						
ACER											
buergerianum / Trident Maple	D	20-25' x 20-25'	2-9, 14-17, 20, 21			√		√	√		
circinatum / Vine Maple	D	10-15' x 10'	2b-6, 14-17			√		√			
X freemanii 'Autumn Blaze'® / Autumn Blaze® Maple	D	50' x 40'	1-9, 14-17			√	√	√	√		
X freemanii 'Autumn Fantasy'® (P.P. 7655) / Autumn Fantasy® Maple	D	50' x 40'	1-9, 14-17			√					
ginnala (tataricum) 'Flame' / Flame Maple	D	15-20' x 15-20'	A1-A3, 1-9, 14-16			√		√			
griseum / Paperbark Maple	D	15-25' x 10-15'	2-9, 14-21			√		√			
macrophyllum / Big Leaf Maple	D	30-75' x 30-50'	2-9, 14-24			√		√			
palmatum nlb. / Japanese Maple	D	20' x 20'	2-10, 12, 14-24		√	√		√	√	√	
palmatum std. / Japanese Maple	D	20' x 20'	2-10, 12, 14-24			√		√			
palmatum 'Atropurpureum' / Red Japanese Maple	D	20' x 20'	2-10, 12, 14-24		√	√		√	√	√	
palmatum 'Bloodgood' / Red Japanese Maple	D	12-18' x 12-18'	2-10, 12, 14-24		√	√		√	√	√	
palmatum 'Dissectum Atropurpureum' / Red Laceleaf Japanese Maple	D	5-7' x 6-8'	2-10, 12, 14-24			√		√	√		
palmatum 'Sango Kaku' / Coral Bark Maple	D	15-20' x 15-20'	2-10, 12, 14-24		√	√		√	√	√	
palmatum 'Seiryu' / Green Upright Dissectum Maple	D	10-12' x 10-12'	2-10, 12, 14-24			√		√	√		
platanoides 'Columnare' / Columnar Norway Maple	D	30-35' x 12-15'	1-9, 14-17			√	√				
platanoides 'Crimson King' / Red Norway Maple	D	50-60' x 40-60'	1-9, 14-17			√		√			
platanoides 'Crimson Sentry' / Crimson Sentry Maple	D	20-25' x 15'	1-9, 14-17			√		√			
platanoides 'Easy Street' / Pyramidal Norway Maple	D	40' x 20'	1-9, 14-17			√	√	√			
rubrum 'Armstrong' / Columnar Red Maple	D	45' x 15'	1-9, 14-17			√		√	√		
rubrum 'Bowhall' / Upright-Narrow Red Maple	D	40' x 15'	1-9, 14-17			√		√	√		
rubrum 'October Glory'® / Red Maple	D	40' x 35'	1-9, 14-17			√	√	√	√		
rubrum 'Red Sunset'® / Red Maple	D	45' x 35'	1-9, 14-17			√	√	√	√	√	
ACHILLEA											
'Moonshine' / Yarrow	E	2' x 2'	1-24	√							
millefolium 'Paprika' / Red Yarrow	E	2' x 2'	1-24	√							
millefolium 'Pink' / Pink Yarrow	E	2' x 2'	1-24	√							


 Botanical/Common Name	E (Evergreen) S/E (Semi-Evergreen) D (Deciduous)	Mature Height and Spread ¹	Sunset Western Garden Zone(s) ²	Container Sizes Grown															
				1	5	15	25	24	36	48	60								
ACORUS																			
gramineus 'Ogon' / Japanese Sweet Flag	E	10" x 12"	3b-10, 14-24	√															
AEONIUM																			
arboreum 'Zwartkop' / Black Rose Aeonium	E	3' x 3'	15-17, 20-24	√	√														
AESCULUS																			
californica / California Buckeye	D	10-20' x 30'	3-10, 14-24		√	√		√											
carnea 'Briotii' / Red Flowering Horsechestnut	D	40' x 30'	1-10, 12, 14-17			√		√											
AGAPANTHUS																			
africanus / Blue Lily-of-the-Nile	E	2-3' x 3'	6-9, 12-24	√	√	√													
africanus 'Albus' / White Lily-of-the-Nile	E	2-3' x 3'	6-9, 12-24	√	√														
africanus 'Peter Pan White' / Dwarf White Lily-of-the-Nile	E	1' x 1'	6-9, 12-24	√	√														
'Peter Pan' / Dwarf Blue Lily-of-the-Nile	E	1' x 1'	6-9, 12-24	√	√														
'Queen Anne' / Semi-Dwarf Blue Lily-of-the Nile	E	1-2' x 1-2'	6-9, 12-24	√	√														
'Storm Cloud' / Dark Blue Lily-of-the Nile	D	2-3' x 3'	6-9, 12-24	√	√														
'Tinkerbelle' / Variegated Dwarf Blue Lily-of-the Nile	E	1-2' x 1-2'	6-9, 12-24	√	√														
AGAVE																			
americana / Century Plant	E	6' x 10'	10, 12-24	√	√	√		√											
attenuata / Fox Tail Agave	E	5' x 5'	13, 20-24	√	√	√													
parryi / Parry's Agave	E	2-3' x 2-3'	2b, 3, 6-24	√	√														
weberi / Weber Agave	E	5' x 10'	hardy to 10° F		√														
AGONIS																			
flexuosa / Australian Willow Myrtle	E	25-35' x 15-30'	15-17, 20-24			√		√	√										
AJUGA																			
Ajuga reptans 'Bronze Beauty' / Bronze Carpet Bugle	E	2-5" x 12-18"	1-24	√															
ALBIZIA																			
julibrissin std. / Silk Tree	D	20-40' x 30-60'	4-23			√		√	√										
julibrissin multi / Silk Tree	D	20-40' x 30-60'	4-23			√		√	√										
ALNUS																			
cordata / Italian Alder	D	40' x 25'	2b-9, 14-24			√													
rhombifolia / White Alder	D	50-90' x 40'	1b-10, 14-21		√	√		√											
ALOE																			
arborescens / Tree Aloe	E	10' x 6'	8, 9, 12-24	√	√														
striata / Coral Aloe	E	3' x 3'	8, 9, 12-24	√	√														
vera (barbadensis) / Medicinal Aloe	E	1-2' x 1-2'	8, 9, 12-24	√	√														
ALSOPHILA																			
cooperi (Cyathea)(Sphaeropteris) / Australian Tree Fern	E	10-20' x 10-12'	15-24	√	√	√		√											
ALYOGYNE																			
huegelii / Blue Hibiscus	E	5-8' x 5-8'	13-17, 20-24	√	√	√													
huegelii patio tree / Blue Hibiscus	E	5-8' x 5-8'	13-17, 20-24		√														
AMELANCHIER																			
alnifolia 'Regent' / Dwarf Saskatoon Serviceberry	D	4-6' x 4'	6-Jan	√	√														
AMPELOPSIS																			
tricuspidata (Parthenocissus) / Boston Ivy	D	vine to 30'	1-24	√	√	√													
ANEMONE																			
X hybrida (pink and white) / Japanese Anemone	D	2' x 4'	2b-24	√															


 Botanical/Common Name	E (Evergreen) S/E (Semi-Evergreen) D (Deciduous)	Mature Height and Spread ¹	Sunset Western Garden Zone(s) ²	Container Sizes Grown							
				1	5	15	25	24	36	48	60
ANIGOZANTHOS											
hybrid orange, red, yellow / Kangaroo Paw	E	3-4' x 2-3'	15-24	√	√						
hybrid 'Yellow Harmony' / Kangaroo Paw	E	4-6' x 2-3'	15-24	√	√						
ANISODONTEA											
hypomandarum 'Tara's Pink' / Cape Mallow	E	4' x 4'	14-24	√	√						
hypomandarum 'Tara's Pink' patio tree / Cape Mallow	E	4' x 4'	14-24		√						
ARALIA											
sieboldii (Fatsia) / Japanese Aralia	E	5-8' x 5-8'	4-9, 14-24	√	√	√					
ARBUTUS											
unedo std. / Strawberry Tree	E	8-25' x 8-25'	4-24		√	√		√	√	√	
unedo multi / Strawberry Tree	E	8-25' x 8-25'	4-24		√	√		√	√		
unedo 'Compacta' / Dwarf Strawberry Tree	E	7-10' x 7-10'	4-24		√	√		√			
'Marina' std. / Marina Strawberry Tree	E	20-40' x 20-30'	8, 9, 14-24		√	√		√	√	√	
'Marina' multi / Marina Strawberry Tree	E	20-40' x 20-30'	8, 9, 14-24		√	√		√	√	√	
ARCTOSTAPHYLOS											
densiflora 'Howard McMinn' / Manzanita	E	5-6' x 7'	7-9, 14-21	√	√	√					
edmundsii 'Carmel Sur' / Carmel Sur Manzanita	E	1' x 12'	6-9, 14-24	√	√						
'Emerald Carpet' / Emerald Carpet Manzanita	E	8-14" x 5'	6-9, 14-24	√	√						
hookeri 'Monterey Carpet' / Monterey Manzanita	E	1 1/2-4' x 6'	6-9, 14-24	√	√						
manzanita 'Dr. Hurd' / Manzanita	E	15' x 15'	4-9, 14-24	√	√						
'Pacific Mist' / Manzanita	E	2 1/2' x 10'	7-9, 14-24	√	√						
uva-ursi 'Point Reyes' / Bearberry, Kinnikinnick	E	1' x 15'	1-9, 14-24	√	√						
ARECASTRUM											
romanzoffianum (Cocos)(Syagrus) / Queen Palm	E	50' x 20-25'	12, 13, 15-17, 19-24		√	√		√	√	√	
ARMERIA											
maritima / Thrift, Sea Pink	E	8" x 12"	1-9, 14-24	√							
ARONIA											
arbutifolia 'Brilliantissima' / Red Chokeberry	D	6-8' x 3-5'	1-7	√	√						
ARTEMISIA											
'Powis Castle' / Powis Castle Artemisia	E	3' x 6'	2-24	√	√						
tridentata / Big Sagebrush	E	4-15' x 3-10'	1-3, 6-11, 14-24	√	√						
ASARUM											
caudatum / Wild Ginger	S/E	1' x 3'	4-6, 14-24	√							
ASPARAGUS											
densiflorus 'Myers' / Myers Asparagus	E	2-3' x 3-4'	12-24	√	√						
densiflorus 'Sprengeri Compacta' / Asparagus Fern	E	1-2' x 3-6'	12-24	√	√						
ASPIDISTRA											
elatior / Cast Iron Plant	E	3' x 3'	4-10, 12-24	√	√						
ASPLENIUM											
bulbiferum / Mother Fern	E	4' x 4'	15-17, 20-24	√	√						
ASTER											
frikartii 'Monch' / Frikart's Aster	D	2' X 2'	2b-24	√							
ASTILBE											
X arendsii 'Bridal Veil' (White) / False Spiraea	D	2' x 2-3'	1-7, 14-17	√							
X arendsii 'Erika' (Pink) / False Spiraea	D	2' x 2-3'	1-7, 14-17	√							
X arendsii 'Fanal' (Bright Red) / False Spiraea	D	2' x 2-3'	1-7, 14-17	√							


 Botanical/Common Name	E (Evergreen) S/E (Semi-Evergreen) D (Deciduous)	Mature Height and Spread ¹	Sunset Western Garden Zone(s) ²	Container Sizes Grown																
				1	5	15	25	24	36	48	60									
AUCUBA																				
japonica 'Variegata' / Gold-Dust Plant	E	6-10' x 6-8'	4-24	√	√	√														
AVOCADO																				
assorted varieties	E	varies	varies		√	√	√													
AZALEA																				
belgian 'Happy Days' (violet-purple)	E	2-4' x 2-4'	14-24	√	√															
brooks 'Red Wing' (double red)	E	2-4' x 2-4'	8-9, 14-24	√	√	√														
kurume 'Coral Bells' (pink)	E	3' x 3'	5-9, 14-24	√	√															
kurume 'Hino-crimson' (bright red)	E	3' x 3'	5-9, 14-24	√	√															
kurume 'Snow' (white)	E	3' x 3'	5-9, 14-24	√	√															
kurume 'Ward's Ruby' (dark red)	E	3' x 3'	5-9, 14-24	√	√															
rutherfordiana 'Alaska' (white)	E	2-4' x 2-4'	14-24	√	√	√														
southern indica 'Duc de Rohan' (salmon-pink)	E	3-5' x 3-5'	8-9, 14-24	√	√	√														
southern indica 'Fielder's White' (white)	E	4-6' x 4-6'	8-9, 14-24	√	√	√														
southern indica 'Formosa' (brilliant rose-purple)	E	3-5' x 3-5'	8-9, 14-24	√	√	√														
southern indica 'George Lindley Taber' (light pink)	E	4-6' x 4-6'	8-9, 14-24	√	√	√														
southern indica 'Pride of Dorking' (brilliant red)	E	3-5' x 3-5'	8-9, 14-24	√	√	√														
southern indica assorted patio tree	E	4-6' x 3-4'	8-9, 14-24		√															
BACCHARIS																				
'Centennial' / Centennial Coyote Brush	E	3' x 4-5'	7-24	√	√															
pilularis 'Pigeon Point' / Dwarf Coyote Brush	E	2-3' x 7-9'	5-11, 14-24	√	√															
pilularis 'Twin Peaks' / Dwarf Coyote Brush	E	8-24" x 6'	5-11, 14-24	√	√															
'Starn' ('Thompson')™ (P.P.11240) / Thompson™ Desert Broom	E	3' x 4-5'	7-24	√																
BAMBUSA																				
multiplex 'Alphonse Karr' / Alphonse Karr Bamboo	E	10-30' x 8-15'	hardy to 15° F		√	√		√												
multiplex 'Golden Goddess' / Golden Goddess Bamboo	E	6-10' x 4-8'	hardy to 15° F		√	√														
oldhamii / Clumping Giant Timber Bamboo	E	20-55' x 10-15'	hardy to 15° F			√		√												
BANANA																				
Ensete ventricosum 'Maurelii' / Red Banana	E	15-20' x 10-15'	13, 15-24		√	√														
BAUHINIA																				
blakeana std. / Hong Kong Orchid Tree	S/E	20' x 20'	13, 19, 21, 23, 24					√		√										
variegata (purpurea) std. / Purple Orchid Tree	D	20-35' x 20-35'	13, 18-24					√		√	√									
BEGONIA																				
'Richmondensis' / Richmond Begonia	E	2' x 2'	14-24	√																
BERBERIS																				
darwinii / Darwin Barberry	D	5-10' x 4-7'	5-9, 14-24	√	√															
thunbergii 'Atropurpurea' / Red-Leaf Japanese Barberry	D	4-6' x 4-6'	2b-24	√	√															
t. 'Crimson Pygmy' / Dwarf Japanese Barberry	D	1 1/2' x 2 1/2'	2b-24	√	√															
t. 'Rose Glow' / Rose Glow Japanese Barberry	D	4-6' x 4-6'	2b-24	√	√															
BERGENIA																				
cordifolia / Heartleaf Bergenia	E	1-2' x 1-2'	1-9, 12-24	√																
crassifolia / Winter Blooming Bergenia	E	1' x 2'	1-9, 12-24	√																
BETULA																				
jacquemontii / Whitebarked Himalayan Birch	D	50-60' x 30'	3-11, 14-17			√		√	√											
nigra 'Dura-Heat'® / Dura-Heat River Birch	D	50-90' x 40-60'	1-24			√		√	√											
pendula nst. (alba) (verrucosa) / European White Birch	D	30-40' x 15-20'	1-12, 14-24		√	√		√	√	√										


 Botanical/Common Name	E (Evergreen) S/E (Semi-Evergreen) D (Deciduous)	Mature Height and Spread ¹	Sunset Western Garden Zone(s) ²	Container Sizes Grown							
				1	5	15	25	24	36	48	60
BETULA (Continued)											
pendula multi (alba) (verrucosa) / European White Birch	D	30-40' x 15-20'	1-12, 14-24		√	√		√	√	√	
BIGNONIA											
cherere (Distictis) staked / Blood Red Trumpet Vine	E	vine to 20-30'	8, 9, 14-24	√	√	√					
cherere (Distictis) espalier / Blood Red Trumpet Vine	E	to 20'	8, 9, 14-24		√	√					
jasminoides staked (Pandorea) (pink) / Pink Bower Vine	E	vine to 20-30'	16-24		√	√					
jasminoides espalier (Pandorea) (pink) / Pink Bower Vine	E	to 20-30'	16-24			√					
jasminoides 'Alba' staked (Pandorea) (white) / White Bower Vine	E	vine to 20-30'	16-24		√	√					
radicans (Campsis) staked / Trumpet Creeper	S/E	vine to 40'	1-21	√	√	√					
'Rivers' staked / Purple Trumpet Vine	E	vine to 20-30'	16, 22-24	√	√	√					
tweediana (Doxantha)(Macfadyena) / Yellow Trumpet Vine	E	vine to 25-40'	8-24	√	√	√					
violacea (Clytostoma) staked / Violet Trumpet Vine	E	vine to 20-30'	8, 9, 12-24	√	√	√					
violacea (Clytostoma) espalier / Violet Trumpet Vine	E	to 20'	8, 9, 12-24		√	√					
BOUGAINVILLEA											
'Barbara Karst' staked (bright red)	E	vine to 15-30'	5, 6, 12-17, 19, 21-24	√	√	√					
'California Gold' (golden yellow)	E	vine to 15-30'	5, 6, 12-17, 19, 21-24	√	√						
'La Jolla' bush (bright red)	E	4' x 6'	5, 6, 12-17, 19, 21-24	√	√	√					
'Orange King' staked (bronzy-orange)	E	vine to 15-30'	5, 6, 12-17, 19, 21-24	√	√	√					
'Raspberry Ice' bush (red w/golden-yellow leaf margins)	E	4' x 6'	5, 6, 12-17, 19, 21-24	√	√						
'Rosenka' bush (gold, age to pink)	E	6' x 8'	5, 6, 12-17, 19, 21-24	√	√	√					
'San Diego Red' staked (deep red)	E	vine to 15-30'	5, 6, 12-17, 19, 21-24	√	√	√					
spectabilis staked (purple)	E	vine to 15-30'	5, 6, 12-17, 19, 21-24	√	√	√					
'Temple Fire' bush (bronze-red)	E	4' x 6'	5, 6, 12-17, 19, 21-24	√	√						
White staked (white)	E	vine to 15-30'	5, 6, 12-17, 19, 21-24	√	√	√					
assorted espalier	E	to 15-30'	5, 6, 12-17, 19, 21-24		√	√					
BRACHYCHITON											
populneus (Sterculia) / Bottle Tree	E	30-50' x 30'	12-24		√	√		√	√	√	
BRUNFELSIA											
pauciflora 'Floribunda' / Yesterday-Today-and-Tomorrow	E	10' x 8'	2-24	√	√	√					
BUDDLEIA											
davidii 'Black Knight' (dark purple) / Butterfly Bush	D	6-10' x 6-10'	3b-24	√	√	√					
davidii 'Harlequin' (purple-red) / Variegated Butterfly Bush	D	6-10' x 6-10'	3b-24	√	√						
davidii 'Isle De France' (violet) / Butterfly Bush	D	6-10' x 6-10'	3b-24	√	√						
davidii nanhoensis 'Petite Purple' / Dwarf Butterfly Bush	D	3-5' x 3-5'	3b-24	√	√						
davidii 'Royal Red' (red) / Butterfly Bush	D	6-10' x 6-10'	3b-24	√	√						
BUXUS											
microphylla japonica / Japanese Boxwood	E	4-6' x 4-6'	3b-24	√	√	√					
microphylla japonica 'Green Beauty' / Japanese Boxwood	E	4-6' x 4-6'	3b-24	√	√	√					
microphylla japonica 'Winter Gem' / Japanese Boxwood	E	4-6' x 4-6'	3b-24	√	√	√					
sempervirens 'Globe' / Globe English Boxwood	E	3-4' x 3-4' Pruned	3b-6, 15-17		7	10					
sempervirens 'Pyramid' / Pyramid English Boxwood	E	3-4' x 3-4' Pruned	3b-6, 15-17		7	10					
sempervirens 'Suffruticosa' / True Dwarf Boxwood	E	3-4' x 3-4'	3b-6, 15-17	√	√	√					
CAESALPINIA											
gilliesii / Yellow Bird of Paradise Bush	D	10' x 8'	8-16, 18-24	√	√	√					
pulcherrima / Red Bird of Paradise Bush	D	10' x 10'	12-16, 18-23	√	√	√					


 Botanical/Common Name	E (Evergreen) S/E (Semi-Evergreen) D (Deciduous)	Mature Height and Spread ¹	Sunset Western Garden Zone(s) ²	_____ Container Sizes Grown _____														
				1	5	15	25	24	36	48	60							
CALAMAGROSTIS																		
X acutiflora 'Karl Foerster' / Feather Reed Grass	S/E	2-3' x 2-3'	2b-24	√	√													
CALLIANDRA																		
californica / Baja Fairy Duster	E	4-5' x 5-6'	10-24		√													
eriphylla / Fairy Duster, False Mesquite	D	3' x 4-5'	10-24		√													
CALLISTEMON																		
citrinus std. (lanceolatus) / Lemon Bottlebrush	E	20-25' x 10-12'	8, 9, 12-24		√	√		√										
CALLISTEMON (Continued)																		
citrinus bush (lanceolatus) / Lemon Bottlebrush	E	10-15' x 10-15'	8, 9, 12-24	√	√	√												
viminalis std. / Weeping Bottlebrush	E	20-30' x 15'	6-9, 12-24			√		√	√									
viminalis 'Little John' / Dwarf Bottlebrush	E	3' x 3'	6-9, 12-24	√	√													
CALOCEDRUS																		
decurrens (Libocedrus) / California Incense Cedar	E	75-90' x 10-15'	2-12, 14-24		√	√		√	√									
CAMELLIA																		
japonica assorted bush	E	5-15' x 3-10'	4-9, 14-24	√	√	√		√										
japonica assorted espalier	E	to 10'	4-9, 14-24		√	√												
japonica assorted patio tree	E	to 10'	4-9, 14-24		√													
sasanqua 'Apple Blossom' (white-edged-pink, single, upright)	E	8-10' x 8-10'	4-9, 14-24	√	√													
sasanqua 'Bonanza' (deep red semi-peony, low growing)	E	3-5' x 6-8'	4-9, 14-24	√	√													
sasanqua 'Chansonette' (rose-pink, double, low growing)	E	8-10' x 8-10'	4-9, 14-24	√	√	√												
sasanqua 'Cleopatra' (rose-pink, single, upright)	E	8-10' x 8-10'	4-9, 14-24	√	√	√												
sasanqua 'Hana Jiman' (white-edged-pink, single, upright)	E	8-10' x 8-10'	4-9, 14-24	√	√	√												
sasanqua 'Jean May' (shell-pink, double, upright)	E	8-10' x 8-10'	4-9, 14-24	√	√	√												
sasanqua 'Kanjiro' (rose-red, semi-double, upright)	E	8-10' x 8-10'	4-9, 14-24	√	√	√												
sasanqua 'Mine-No-Yuki' ('White Doves') (semi-double, low growing)	E	3-5' x 6-8'	4-9, 14-24	√	√	√												
sasanqua 'Setsugekka' (white, semi-double, upright)	E	8-10' x 8-10'	4-9, 14-24	√	√	√												
sasanqua 'Shishi-Gashira' (rose-red, semi-double, low growing)	E	3-5' x 6-8'	4-9, 14-24	√	√	√												
sasanqua 'Showa-No-Sakae' (soft pink, semi-double, low growing)	E	3-5' x 6-8'	4-9, 14-24	√	√	√												
sasanqua 'Tanya' (rose-pink, single, low growing)	E	5-6' x 5-60'	4-9, 14-24	√	√													
sasanqua 'Yuletide' (red, single, upright)	E	8-10' x 8-10'	4-9, 14-24	√	√	√												
sasanqua assorted espalier	E	to 10'	4-9, 14-24		√	√												
CAMPANULA																		
poscharskyana / Serbian Bellflower	S/E	8" x 12-24"	1-12, 14-24	√														
CAMPHORA - SEE CINNAMOMUM																		
CAMPSIS																		
radicans (Bignonia) staked / Trumpet Creeper	S/E	vine to 40'	1-21	√	√	√												
CANNA																		
hybrids / assorted	D	3-5' x 2-3'	6-9, 12-24	√	√													
CAREX																		
barbarae / Santa Barbara Sedge	E	1-3' x 1-2'	4-9, 14-24	√														
buchananii / Leather Leaf Sedge	E	3' x 2-2 1/2'	2b-9, 14-24	√														
pansa / California Meadow Sedge	E	6-8" spreading	7-9, 11-24	√														
testacea / Orange New Zealand Sedge	E	2' x 3'	4-9, 14-24	√														
tumulicola / Berkeley Sedge	E	1 1/2' x 2'	2b-9, 11-24	√														


 Botanical/Common Name	E (Evergreen) S/E (Semi-Evergreen) D (Deciduous)	Mature Height and Spread ¹	Sunset Western Garden Zone(s) ²	Container Sizes Grown							
				1	5	15	25	24	36	48	60
CARISSA											
macrocarpa 'Boxwood Beauty' / Compact Natal Plum	E	2' x 2'	22-24	√	√						
macrocarpa 'Fancy' / Natal Plum	E	5-7' x 5-7'	22-24	√	√	√					
macrocarpa 'Green Carpet' / Low Growing Natal Plum	E	1-1 1/2' x 4'	22-24	√	√						
macrocarpa 'Tuttle' / Dwarf Natal Plum	E	2-3' x 3-5'	22-24	√	√						
CARPENTERIA											
californica 'Elizabeth' / Bush Anemone	E	4-6' x 4-6'	5-9, 14-24	√	√	√					
CARPINUS											
betulus 'Fastigiata' / European Hornbeam	D	35' x 25'	2-9, 14-17			√	√	√	√		
CARYOPTERIS											
X clandonensis 'Dark Knight' / Blue Mist	D	2' x 2'	2b-9, 14-24	√	√						
CASSIA											
leptophylla / Gold Medallion Tree	E	20-25' x 30'	15-16, 20-24		√	√		√	√		
CASSIA (SENNA)											
artemisioides / Feathery Cassia	E	3-5' x 3-5'	8, 9, 18-23	√	√	√					
nemophila (Senna nemophila) / Desert Cassia	E	3-5' x 3-5'	12-24	√	√	√					
CEANOTHUS											
'Concha' / Wild Lilac	E	6-7' x 6-8'	5-9, 14-24	√	√	√					
'Dark Star' / Wild Lilac	E	5-6' x 8-10'	5-9, 14-24	√	√						
'Frosty Blue' / Wild Lilac	E	6-9' x 8-10'	5-9, 14-24	√	√						
gloriosus 'Anchor Bay' / Point Reyes Creeping Wild Lilac	E	1-1 1/2' x 6-8'	4-6, 14, 18-21	√	√						
griseus horizontalis / Carmel Creeper	E	1 1/2-2 1/2' x 5-15'	5-9, 14-24	√	√						
griseus horizontalis 'Yankee Point' / Yankee Point Wild Lilac	E	2-3' x 8-10'	5-9, 14-24	√	√						
'Joyce Coulter' / Wild Lilac	E	2-5' x 10-12'	5-9, 14-24	√	√						
'Ray Hartman' / Wild Lilac	E	12-20' x 15-20'	5-9, 14-24	√	√	√					
'Ray Hartman' patio tree / Wild Lilac	E	12-20' x 15-20'	5-9, 14-24		√						
'Skylark' / Wild Lilac	E	3-5' x 3-5'	5-9, 14-24	√	√						
'Snow Flurry' / White Wild Lilac	E	6-10' x 8-12'	5-9, 14-24	√	√						
CEDRUS											
atlantica 'Glauca' / Blue Atlas Cedar	E	60' x 30'	3b-10, 14-24			√		√	√	√	
atlantica 'Glauca Pendula' / Weeping Blue Atlas Cedar	E	8-10' x 8-10'	3b-10, 14-24				√				
deodara / Deodar Cedar	E	80' x 40'	3b-10, 14-24		√	√		√	√	√	
CELTIS											
australis / European Hackberry	D	40-60' x 30-35'	8-16, 18-20			√		√			
occidentalis / Common Hackberry	D	50' x 40'	1-24			√		√			
sinensis / Chinese Hackberry	D	40' x 40'	8-16, 18-20		√	√		√	√		
CERATONIA											
siliqua std. / Carob Tree, St. John's Bread	E	30-40' x 30-40'	9, 13-16, 18-24		√	√		√	√		
CERASTIUM											
tomentosum / Snow-in-Summer	E	6-8" x 24-36"		√							
CERATOSTIGMA											
plumbaginoides / Dwarf Plumbago	E	6-12" x 30-36"	2b-10, 14-24	√							
CERCIDIUM											
floridum / Blue Palo Verde	D	35' x 30'	8-14, 18-20			√		√	√		
hybrid (Parkinsonia) 'Desert Museum' / Desert Museum Palo Verde	D	20' x 20'	8-14, 18-20			√		√	√		


 Botanical/Common Name	E (Evergreen) S/E (Semi-Evergreen) D (Deciduous)	Mature Height and Spread ¹	Sunset Western Garden Zone(s) ²	Container Sizes Grown							
				1	5	15	25	24	36	48	60
CERCIS											
canadensis std. / Eastern Redbud	D	25-35' x 25-35'	1-24		✓	✓		✓	✓		
canadensis 'Forest Pansy' low branch std / Purple Leaf Redbud	D	20' x 25'	1-24			✓		✓	✓		
canadensis texensis (reniformis) 'Oklahoma' low branch std	D	25-35' x 25-35'	1-24			✓		✓	✓		
occidentalis std. / Western Redbud	D	10-18' x 10-18'	2-24			✓		✓	✓		
occidentalis multi / Western Redbud	D	10-18' x 10-18'	2-24		✓	✓		✓	✓		
CERCOCARPUS											
ledifolius / Curl-Leaf Mountain Mahogany	E	5-12' x 5-12'	1-3, 7-10, 14-21	✓	✓						
CHAENOMELES											
rubra bush (Cydonia) / Flowering Quince	D	3-10' x 3-10'	2-23	✓	✓						
CHAMAEBATIARIA											
millefolium / Fernbush	S/E	6-8' x 6-8'	1-3, 7, 14-21		✓						
CHAMAEROPS											
excelsa (Trachycarpus) single / Windmill Palm	E	30' x 10'	4-24		✓	✓		✓	✓		
humilis multi / Mediterranean Fan Palm	E	20' x 20'	2-24	✓	✓	✓		✓	✓	✓	
CHILOPSIS											
linearis std. / Desert Willow	D	15-30' x 10-20'	3b, 7-14, 18-23			✓		✓			
linearis multi / Desert Willow	D	15-30' x 10-20'	3b, 7-14, 18-23			✓		✓	✓		
linearis 'Burgundy' std. / Deep Purplish Flowering Desert Willow	D	15-30' x 10-20'	3b, 7-14, 18-23			✓		✓			
linearis 'Burgundy' multi / Deep Purplish Flowering Desert Willow	D	15-30' x 10-20'	3b, 7-14, 18-23			✓		✓	✓		
CHIONANTHUS											
retusus / Chinese Fringe Tree	D	15-20' x 10-15'	3-9, 14-24			✓		✓	✓		
CHITALPA											
tashkentensis 'Pink Dawn' std. / Pink Dawn Chitalpa	D	20-30' x 20-30'	3-24		✓	✓		✓	✓	✓	
tashkentensis 'Pink Dawn' multi / Pink Dawn Chitalpa	D	20-30' x 20-30'	3-24		✓	✓		✓	✓		
CHOISYA											
ternata / Mexican Orange	E	6-8' x 6-8'	6-9, 14-24	✓	✓	✓					
CHONDROPETALUM											
tectorum / Cape Rush	D	2-3' x 3-4'	8, 9, 14-24	✓	✓						
CHRYSACTINIA											
mexicana / Damianita	E	2' x 2'	10-13, 18-24	✓							
CHRYSANTHEMUM											
maximum 'Alaska' / Shasta Daisy	D	2-4' x 2'	A1-A3, 1-24	✓							
CINNAMOMUM											
camphora std. / Camphor Tree	E	50' x 60'	8, 9, 12-24		✓	✓		✓	✓	✓	
camphora multi / Camphor Tree	E	50' x 60'			✓	✓		✓	✓	✓	
CISTUS											
hybridus (corbariensis) / White Rockrose	E	3-4' x 4-8'	6-9, 12-24	✓	✓						
ladanifer (maculatus) / Crimson-Spot Rockrose	E	3-5' x 3-5'	6-9, 14-24	✓	✓						
purpureus / Orchid Rockrose	E	4' x 4'	6-9, 14-24	✓	✓						
salviifolius / Sageleaf Rockrose	E	2' x 6'	6-9, 14-24	✓	✓						
skanbergii / Pink Rockrose	E	3' x 8'	6-9, 14-24	✓	✓						
'Sunset' / Magenta Rockrose	E	2' x 6-8'	6-9, 14-24	✓	✓						
CITRUS											
assorted varieties and sizes	E	varies	8, 9, 12-24		✓	✓	✓				


 Botanical/Common Name	E (Evergreen) S/E (Semi-Evergreen) D (Deciduous)	Mature Height and Spread ¹	Sunset Western Garden Zone(s) ²	Container Sizes Grown										
				1	5	15	25	24	36	48	60			
CLEMATIS														
armandii staked / Evergreen Clematis	E	vine to 20-25'	4-9, 12-24	√	√	√								
jackmanii staked / Jackman's Purple Clematis	D	vine to 10'	1-9, 14-17, 19-23		√									
CLIVIA														
hybrid / Clivia Lily	E	2-3' x 3-4'	12-17, 19-24	√	√									
CLYTOSTOMA														
callistegioides (Bignonia) staked / Lavender Trumpet Vine	E	vine to 20-30'	8, 9, 12-24	√	√	√								
callistegioides (Bignonia) espalier / Lavender Trumpet Vine	E	to 20'	8, 9, 12-24		√	√								
COCOS														
plumosa (Arecastrum) (Syagrus) / Queen palm	E	50' x 20-25'	12, 13, 15-17, 19-24		√	√		√	√	√				
COLEONEMA														
album (Diosma) / White Breath of Heaven	E	5' x 5'	7-9, 14-24	√	√									
pulchrum (Diosma) / Pink Breath of Heaven	E	5' x 5'	7-9, 14-24	√	√	√								
pulchrum 'Sunset Gold' / Gold-Leaf Pink Breath of Heaven	E	1 1/2' x 4'	7-9, 14-24	√	√									
CONVOLVULUS														
cneorum / Bush Morning Glory	E	2-4' x 2-4'	7-9, 12-24	√	√									
mauritanicus (sabatus) / Ground Morning Glory	E	1-2' x 3'	4-9, 12-24	√	√									
COPROSMA														
kirkii / Kirk's Coprosma	E	1-3' x 4-6'	8, 9, 14-24	√										
COPROSMA (Continued)														
petriei 'Verde Vista' (C. 'Prostrata') / Creeping Coprosma	E	2-3' x 8'	8, 9, 14-24	√	√									
repens (baueri) / Mirror Plant	E	6-10' x 6'	14-24	√	√									
repens (baueri) 'Marble Queen' / Variegated Mirror Plant	E	2-3' x 2-3'	14-24	√	√									
repens 'Variegata' / Variegated Mirror Plant	E	6-10' x 6'	14-24	√	√									
COREOPSIS														
lanceolata 'Early Sunrise' / Double Flowered Tickseed	D	1-2' x 1-1 1/2'	1-24	√										
verticillata 'Moonbeam' / Threadleaf Tickseed	D	1 1/2-2' x 1-1 1/2'	1-24	√	√									
CORNUS														
alba 'Elegantissima' / Tartarian Dogwood	D	10' x 10'	1-9, 14-24	√	√									
'Eddie's White Wonder' / Eddie's White Wonder Dogwood	D	15-20' x 10-15'	3-9, 14-20			√		√	√					
florida / White Eastern Dogwood	D	20-30' x 20-30'	2b-9, 14-16			√		√	√					
florida 'Rubra' / Pink Eastern Dogwood	D	20-30' x 20-30'	2b-9, 14-16			√		√	√					
kousa / Chinese Kousa Dogwood	D	20' x 20'	2-9, 14-17			√		√						
stolonifera / Redtwig Dogwood	D	7-9' x 12'	1-9, 14-21		√	√								
stolonifera 'Baileyi' / Redtwig Dogwood	D	6-8' x 10-12'	1-9, 14-21	√	√	√								
stolonifera flaviramea / Yellowtwig Dogwood	D	7-9' x 12'	1-9, 14-21		√	√								
stolonifera 'Kelseyi' / Dwarf Redtwig Dogwood	D	1 1/2-2' x 3'	1-9, 14-21	√	√	√								
CORREA														
'Carmine Bells' ('Dusky Bells') / Australian Fuchsia	E	2-2 1/2' x 8'	14-24	√	√									
'Ivory Bells' / Australian Fuchsia	E	2-2 1/2' x 8'	14-24	√	√									
CORTADERIA														
selloana 'Pumila' / Dwarf Pampas Grass	D	3' x 4'	3-24	√	√									
COTINUS														
coggygia 'Purpureus' std. / Purple Smoke Tree	D	12-15' x 12-15'	2-24		√	√								
coggygia 'Purpureus' nlb. / Purple Smoke Tree	D	12-15' x 12-15'	2-24		√	√		√						


 Botanical/Common Name	E (Evergreen) S/E (Semi-Evergreen) D (Deciduous)	Mature Height and Spread ¹	Sunset Western Garden Zone(s) ²	Container Sizes Grown							
				1	5	15	25	24	36	48	60
COTONEASTER											
buxifolius (glaucophyllus) / Boxwood Cotoneaster	S/E	6-8' x 6-8'	2-24	√	√						
dammeri 'Coral Beauty' / Bearberry Cotoneaster	E	6" x 10'	2-24	√	√						
dammeri 'Lowfast' / Bearberry Cotoneaster	E	8" x 10'	2-24	√	√						
horizontalis / Rock Cotoneaster	D	2-3' x 15'	2b-11, 14-24	√	√						
lacteus (parneyi) / Parney Cotoneaster	E	8' x 10'	4-24	√	√	√					
microphyllus / Rockspray Cotoneaster	E	2-3' x 6'	2-9, 14-24	√	√						
salicifolius repens / Willowleaf Cotoneaster	E	2-3' x 8'	3b-24	√	√						
CRATAEGUS											
laevigata 'Paul's Scarlet' / English Hawthorn	D	18-25' x 15-20'	2-12, 14-17			√		√	√		
phaenopyrum / Washington Thorn	D	25' x 20'	2-12, 14-17			√		√	√		
CUPANIOPSIS											
anacardioides std. / Carrotwood	E	40' x 30'	16-24		√	√		√	√	√	
anacardioides multi / Carrotwood	E	40' x 30'	16-24		√	√		√	√		
CUPHEA											
hyssopifolia / False Heather	E	1-2' x 2 1/2'	16-24	√	√						
CUPRESSOCYPARIS											
leylandii / Leyland Cypress	E	60-70' x 8-15'	3b-24		√	√		√			
CUPRESSUS											
glabra (arizonica) / Smooth Arizona Cypress	E	40' x 20'	7-24		√	√		√			
glabra (arizonica) 'Blue Ice' / Blue Ice Arizona Cypress	E	25-30' x 12-15'	7-24			√		√			
macrocarpa / Monterey Cypress	E	40' x 40'	17		√	√		√	√		
sempervirens 'Glauca' / Blue Italian Cypress	E	60' x 5-10'	4-24		√	√		√	√	√	
CYATHEA											
cooperi (Alsophila) (Sphaeropteris) / Australian Tree Fern	E	10-20' x 10-12'	15-24	√	√	√		√			
CYCAS											
revoluta / Sago Palm	E	4-10' x 5-7'	8-24		√	√		√			
CYRTOMIUM											
falcatum / Holly Fern	E	2-3' x 2-3'	5-9, 14-24	√	√						
CYTISUS											
scoparius 'Moonlight' / Scotch Broom	E	5-8' x 5-8'	2-9, 14-22	√	√						
DALEA											
capitata / Lemon Dalea	E	8" x 3'	10-13	√	√						
frutescens / Black Dalea	E	3' x 4'	10-13	√	√						
greggii / Trailing Indigo Bush	E	1' x 3-5'	10-13	√	√						
DAPHNE											
odora 'Marginata' / Winter Daphne	E	4' x 6'	4-10, 12, 14-24		2						
DASYLIRION											
acrotriche / Green Desert Spoon	E	6' x 5'	to 15 degrees	√							
longissima (quadrangulatum) / Mexican Grass Tree	E	5' x 5'	12-24	√	√	√					
wheeleri / Desert Spoon	E	3-5' x 4-5'	10-24	√	√	√					
DESCHAMPSIA											
cespitosa / Tufted Hair Grass	S/E	1-2' x 2'	2-24	√							
cespitosa 'Northern Lights' / Dwarf Tufted Hair Grass	S/E	1' x 1'	2-24	√							


 Botanical/Common Name	E (Evergreen) S/E (Semi-Evergreen) D (Deciduous)	Mature Height and Spread ¹	Sunset Western Garden Zone(s) ²	Container Sizes Grown															
				1	5	15	25	24	36	48	60								
DIANELLA																			
caerulea 'Casitas Springs' / Blue Flax Lily	E	1-2' x 2-3'	8, 9, 14-24	√	√														
tasmanica 'Variegata' / Variegated Flax Lily	E	3-4' x 2-3'	8, 9, 14-24	√	√														
DICKSONIA																			
antarctica / Tasmanian Tree Fern	E	6-15' x 8-12'	8, 9, 14-17, 19-24	√	√	√		√											
DIETES																			
bicolor (Moraea) / Fortnight Lily	E	3-4' x 3-4'	8, 9, 12-24	√	√														
hybrida 'Lemon Drops' / Lemon Drops Fortnight Lily	E	3-4' x 3-4'	8, 9, 12-24	√	√														
vegeta (Moraea iridioides) / Fortnight Lily	E	3-4' x 3-4'	8, 9, 12-24	√	√	√													
DISTICTIS																			
buccinatoria (Bignonia) staked / Blood Red Trumpet Vine	E	vine to 20-30'	8, 9, 14-24	√	√	√													
buccinatoria (Bignonia) espalier / Blood Red Trumpet Vine	E	to 20'	8, 9, 14-24		√	√													
'Rivers' staked / Purple Trumpet Vine	E	vine to 20-30'	16, 22-24	√	√	√													
DODONAEA																			
viscosa column / Hopseed Bush	E	10-15' x 8-12'	7-24		√	√													
viscosa 'Purpurea' column / Purple Hopseed Bush	E	10-15' x 8-12'	7-24	√	√	√		√											
viscosa 'Purpurea' std. / Purple Hopseed Bush	E	10-15' x 8-12'	7-24		√	√													
DOXANTHA																			
unguis-cati (Macfadyena) staked / Yellow Trumpet Vine	S/E	vine to 25-40'	8-24	√	√	√													
ECHINACEA																			
purpurea 'Magnus' / Purple Coneflower'	D	3-4' x 1 1/2'	24-Jan	√															
ECHIUM																			
fastuosum (candicans) / Pride of Madiera	E	5-6' x 6-10'	14-24	√	√														
ELAEAGNUS																			
angustifolia std. / Russian Olive	D	20' x 20'	1-3, 7-14, 18, 19		√	√	√												
X ebbingei 'Gilt Edge' / Gilt Edge Silverberry	E	10-15' x 10-15'	4-24	√	√														
pungens / Silverberry	E	10-15' x 10-15'	4-24	√	√	√													
ELAEOCARPUS																			
deciens std. / Japanese Blueberry Tree	E	30-60' x 20-30'	8, 9, 14-24			√		√											
deciens nst. / Japanese Blueberry Tree	E	30-60' x 20-30'	8, 9, 14-24			√		√	√										
ELYMUS (LEYMUS)																			
condensatus 'Canyon Prince' / Canyon Prince Wild Rye Grass	D	2-3' x 3'	7-12, 14-24	√	√														
EQUISETUM																			
hyemale / Horsetail	E	4' Spreading	1-24	√	√														
ERIGERON																			
karvinskianus / Mexican Daisy, Santa Barbara Daisy	E	10-20" x 36"	8, 9, 12-24	√	√														
ERIOBOTRYA																			
deflexa 'Coppertone' [™] std. / Coppertone Bronze Loquat	E	12-15' x 12-15'	8-24			√		√											
deflexa std. / Bronze Loquat	E	15-20' x 15-20'	8-24		√	√		√	√										
deflexa multi / Bronze Loquat	E	15-20' x 15-20'	8-24		√	√		√	√										
deflexa espalier / Bronze Loquat	E	to 20'	8-24			√													
ERYSIMUM																			
'Bowles Mauve' / Wallflower	E	3' x 4-6'	4-6, 14-17, 22, 23	√	√														
ESCALLONIA																			
X 'Newport Dwarf' (Compacta) / Compact Red Escallonia	E	3' x 3'	4-9, 14-24	√	√	√													
exoniensis 'Fradesii' / Pink Escallonia	E	5-6' x 5-6'	4-9, 14-24	√	√	√													
rubra / Red Escallonia	E	6-10' x 6-10'	4-9, 14-24	√	√	√													


 Botanical/Common Name	E (Evergreen) S/E (Semi-Evergreen) D (Deciduous)	Mature Height and Spread ¹	Sunset Western Garden Zone(s) ²	_____ Container Sizes Grown _____							
				1	5	15	25	24	36	48	60
ESCALLONIA (Continued)											
X 'Terri' (Lou Allen) / Compact Pink Escallonia	E	3-4' x 3-4'	4-9, 14-24	√	√	√					
EUCALYPTUS											
citriodora / Lemon-Scented Gum	E	45-90' x 15-45'	24 to 28° F		√	√		√			
ficifolia / Red Flowering Gum	E	18-45' x 15-25'	25 to 30° F		√	√		√			
globulus 'Compacta' / Blue Gum	E	40-70' x 20-30'	17 to 22° F		√	√					
microtheca / Tiny Cap Gum	E	30-60' x 25-50'	5 to 10° F					√			
polyanthemos / Silver Dollar Gum	E	30-75' x 15-45'	14 to 18° F		√	√		√			
EUGENIA											
myrtifolia (Syzygium) / Brush Cherry	E	15-40' x 5-15'	16, 17, 20-24	√	√	√		√			
myrtifolia 'Compacta' (Syzygium) / Compact Brush Cherry	E	10-25' x 5-10'	16, 17, 20-24		√	√					
EUONYMUS											
alatus 'Compacta' / Compact Burning Bush	D	6-10' x 4-6'	2-10, 14-16	√	√						
fortunei 'Colorata' / Purple-Leaf Winter Creeper	S/E	2' x 6-8'	2b-17	√	√						
fortunei 'Emerald 'n Gold' / Gold Variegated Winter Creeper	E	4-5' x 3'	2b-17	√	√						
fortunei 'Emerald Gaiety' / White Variegated Winter Creeper	E	4-5' x 3'	2b-17	√	√						
fortunei 'Radicans' / Winter Creeper	E	1' x 4'	4-9, 14-17	√	√						
japonica / Evergreen Euonymus	E	8-10' x 6'	4-20	√	√	√					
japonica 'Aureo-Marginata' / Golden Euonymus	E	8-10' x 6'	4-20	√	√	√					
japonica 'Aureo-Variegata' / Gold Spot Euonymus	E	8-10' x 6'	4-20	√	√	√					
japonica 'Greenspire' / Greenspire Euonymus	E	6' x 1-2'	4-20	√	√	√					
japonica 'Microphyllus' / Box-Leaf Euonymus	E	1-2' x 1'	4-20	√	√	√					
japonica 'Microphyllus Variegatus' / Variegated Box-Leaf Euon.	E	1-2' x 1'	4-20	√	√						
japonica 'Silver Queen' / Silver Queen Variegated Euonymus	E	8-10' x 6'	4-20	√	√	√					
EURYOPS											
pectinatus 'Viridis' / Green-Leaf Golden Daisy	E	3-6' x 3-6'	8, 9, 14-24	√	√	√					
pectinatus 'Viridis' patio tree / Green-Leaf Golden Daisy	E	5-8' x 4-5'	8, 9, 14-24		√	√					
FAGUS											
sylvatica 'Riversii' / Purple Beech	D	50' x 40'	2b-9, 14-21			√		√			
sylvatica 'Tricolor' / Tricolor Beech	D	20-40' x 10-30	2b-9, 14-21			√					
FALLUGIA											
paradoxa / Apache Plume	S/E	4-6' x 5'	23-Feb	√	√						
FATSIA											
japonica (Aralia) / Japanese Aralia	E	5-8' x 5-8'	4-9, 14-24	√	√	√					
FEIJOA											
sellowiana multi/bush / Pineapple Guava	E	18-25' x 18-25'	6, 7-9, 12-24	√	√	√		√	√		
sellowiana patio tree / Pineapple Guava	E	18-25' x 18-25'	6, 7-9, 12-24		√	√					
FERNS											
Asparagus densiflorus 'Myers' / Myers Asparagus Fern	E	2-3' x 3-4'	12-24	√	√						
Asparagus d. 'Sprengeri Compacta' / Sprenger Asparagus	E	1-2' x 3-6'	12-24	√	√						
Asplenium bulbiferum / Mother Fern	E	4' x 4'	15-17, 20-24	√	√						
Cyathea cooperi (Alsophila)(Sphaeropteris) / Australian Tree Fern	E	10-20' x 10-12'	15-24	√	√	√		√			
Cyrtomium falcatum / Holly Fern	E	2-3' x 2-3'	5-9, 14-24	√	√						
Dicksonia antarctica / Tasmanian Tree Fern	E	6-15' x 8-12'	8, 9, 14-17, 19-24	√	√	√		√			
Microlepia strigosa / Lace Fern	E	2-3' x 2-3'	17, 23, 24	√	√						
Nephrolepis cordifolia / Southern Sword Fern	E	2-3' x 5'	8, 9, 12-24	√	√						


 Botanical/Common Name	E (Evergreen) S/E (Semi-Evergreen) D (Deciduous)	Mature Height and Spread ¹	Sunset Western Garden Zone(s) ²	Container Sizes Grown							
				1	5	15	25	24	36	48	60
FERNS (Continued)											
Polystichum munitum / Sword Fern	E	2-4' x 2-4'	2-9, 14-24	√	√						
Rumohra adiantiformis / Leatherleaf Fern	E	3' x 3'	14-17, 19-24	√	√						
Woodwardia fimbriata / Giant Chain Fern	E	4-5' x 3'	2b-9, 14-24	√	√	√					
FESTUCA											
californica / California Fescue	E	2-3' x 1-2'	4-9, 14-24	√							
cinerea 'Elijah Blue' / Blue Fescue	E	8" x 8"	1-24	√							
ovina glauca / Blue Fescue	E	4-10" x 4-10"	1-24	√							
FIGUS											
microcarpa nitida (retusa) std. / Indian Laurel Fig	E	40-60' x 40-60'	9, 13, 16-24		√	√		√	√		
microcarpa nitida (retusa) column / Indian Laurel Fig	E	40-60' x 40-60'	9, 13, 16-24		√	√		√	√		
microcarpa nitida 'Green Gem'	E	30-50' x 30-50'	9, 13, 16-24		√	√		√			
pumila (repens) staked / Creeping Fig	E	vine to 30'	8-24	√	√	√					
FORSYTHIA											
intermedia 'Lynwood Gold' / Golden Bells	D	7' x 4-6'	2b-11, 14-16, 18, 19	√	√						
FRAGARIA											
chiloensis / Ornamental Strawberry	S/E	4-8" x 18-24"	4-24	√							
FRAXINUS											
americana 'Autumn Purple'® / White Ash	D	45' x 40'	1-11, 14-17			√	√	√	√	√	
oxycarpa 'Raywood' (angustifolia) / Raywood Ash	D	25-35' x 25'	2b-9, 12-24		√	√	√	√	√	√	
pennsylvanica 'Patmore' / Patmore Ash	D	30-40' x 30-40'	1-6			√	√				
uhdei 'Orange County' / Evergreen Ash, Shamel Ash	S/E	25-50' x 15-35'	9, 12-24			√		√	√		
velutina 'Modesto' / Modesto Ash	D	30-50' x 30'	3b-24		√	√		√	√	√	
velutina 'Rio Grande' / Fan-Tex Ash	D	30-50' x 20-30'	3b-24		√	√		√	√		
FREMONTODENDRON											
californicum (& cultivars) / Flannel Bush	E	10-20' x 10-12'	4-24		√	√					
FRUIT											
Avocado Trees	E	varies	varies		√	√	√				
Berries-assorted	E	varies	varies		2						
Citrus-Dwarf & Standard	E	varies	varies		√	√	√				
Deciduous fruit trees-Semi-Dwarf & Standard	D	varies	varies		√	√	√				
Grapes-assorted	E	varies	varies		√						
FUCHSIA											
triphylla 'Gartenmeister Bonstedt' / Fuchsia	S/E	3-4' x 3-4'	14-17, 20, 24	√	√						
GAILLARDIA											
X grandiflora 'Goblin' / Blanket Flower	D	1' x 1'	1-24	√							
GARDENIA											
jasminoides 'August Beauty' / August Beauty Gardenia	E	4-6' x 3-4'	7-9, 12-16, 18-24	√	√	√					
jasminoides 'Mystery' / Mystery Gardenia	E	6-8' x 6-8'	7-9, 12-16, 18-24	√	√						
jasminoides 'Radicans' / Radicans Gardenia	E	6-12" x 24-36"	7-9, 12-16, 18-24	√	√						
jasminoides 'Veitchii' / Veitchii Everblooming Gardenia	E	3-4' x 4-6'	7-9, 12-16, 18-24	√	√	√					
GAURA											
lindheimeri (white) / White Gaura	S/E	2-4' x 2-3'	2b-24	√	√						
lindheimeri 'Siskiyou Pink' / Pink Gaura	S/E	2-4' x 2-3'	2b-24	√	√						


 Botanical/Common Name	E (Evergreen) S/E (Semi-Evergreen) D (Deciduous)	Mature Height and Spread ¹	Sunset Western Garden Zone(s) ²	Container Sizes Grown							
				1	5	15	25	24	36	48	60
GAZANIA											
'Fiesta Red' / Red Clumping Gazania	E	10-12" x 12-18"	8-24	√							
Mitsuwa 'Trailing Yellow' / Trailing Yellow Gazania	E	6-10" x 3-4'	8-24	√							
orange clumping	E	10-12" x 12-18"	8-24	√							
yellow clumping	E	10-12" x 12-18"	8-24	√							
GEIJERA											
parviflora std. / Australian Willow	E	25-30' x 20'	8, 9, 12-24			√		√	√	√	
parviflora low branch / Australian Willow	E	25-30' x 20'	8, 9, 12-24			√		√	√	√	
GELSEMIUM											
sempervirens staked / Carolina Jessamine	E	vine to 20'	4-24	√	√	√					
sempervirens espalier / Carolina Jessamine	E	to 20'	4-24		√	√					
GENISTA											
lydia / Lydia Broom	E	2' x 3'	2b-6, 14-17	√	√						
GERANIUM											
incanum / Cranesbill	E	6-10" x 24"	14-24	√							
'Johnson's Blue' / Johnson's Blue Cranesbill	E	12-18" x 24"	2-9, 14-24	√							
GINKGO											
biloba / Maidenhair Tree	D	35-40' x 25-35'	1-10, 12, 14-24					√	√		
biloba 'Autumn Gold' / Maidenhair Tree	D	35-40' x 25-35'	1-10, 12, 14-24			√		√	√	√	
biloba 'Fairmount' / Maidenhair Tree	D	35-40' x 15-20'	1-10, 12, 14-24			√		√	√	√	
biloba 'Princeton Sentry' / Maidenhair Tree	D	40-50' x 10-20'	1-10, 12, 14-24			√		√	√		
GLEDITSIA											
tricanthos inermis 'Shademaster'®/ Honeylocust	D	35-45' x 25-35'	1-16, 18-20			√		√	√		
tricanthos inermis 'Skyline'® / Honeylocust	D	35-45' x 25-35'	1-16, 18-20			√		√			
tricanthos inermis 'Sunburst'®/ Golden Honeylocust	D	30-40' x 25-35'	1-16, 18-20			√	√				
tricanthos inermis 'True Shade'®/ Honeylocust	D	30-40' x 25-35'	1-16, 18-20						√		
GREVILLEA											
'Canberra' ('Canberra Gem') / Canberra Gem Grevillea	E	8' x 12'	8, 9, 12-24	√	√						
'Noellii' / Noel's Grevillea	E	4' x 4-5'	8, 9, 12-24	√	√	√					
rosmarinifolia / Rosemary Grevillea	E	4-6' x 4-6'	8, 9, 12-24	√	√						
GREWIA											
occidentalis (caffra) bush / Lavender Starflower	E	6-10' x 6-10'	8, 9, 12-24	√	√	√					
occidentalis (caffra) espalier / Lavender Starflower	E	to 6-10'	8, 9, 12-24		√	√					
occidentalis (caffra) staked / Lavender Starflower	E	6-10' x 6-10'	8, 9, 12-24	√	√	√					
GYMNOCLADUS											
dioicus 'Espresso' / Kentucky Coffee Tree	D	40-50' x 30-40'	1-3, 10, 12-16, 18-21			√					
HARDENBERGIA											
violacea staked / Lilac Vine	E	vine to 10'	8-24	√	√	√					
violacea espalier / Lilac Vine	E	to 10'	8-24			√					
HEBE											
'Coed'	E	3' x 3'	14-24	√	√						
HEDERA											
helix staked / English Ivy	E	vine to 20'+	3-24	√	√						
helix bush / English Ivy	E	vine to 20'+	3-24	√							
helix 'Hahn's Self-Branching' staked / Hahn's Ivy	E	vine to 20'+	3-24	√	√						
helix 'Hahn's Self-Branching' bush / Hahn's Ivy	E	vine to 20'+	3-24	√							


 Botanical/Common Name	E (Evergreen) S/E (Semi-Evergreen) D (Deciduous)	Mature Height and Spread ¹	Sunset Western Garden Zone(s) ²	_____ Container Sizes Grown _____															
				1	5	15	25	24	36	48	60								
HEDERA (Continued)																			
helix 'Needlepoint' staked / Needlepoint Ivy	E	vine to 20'+	3-24	√	√														
HELIANTHEMUM																			
nummularium assorted colors / Sunrose	S/E	8-10" x 24-36"	2b-9, 14-24	√															
HELICTOTRICHON																			
sempervirens / Blue Oat Grass	S/E	2-3' x 2-3'	1-24	√	√														
HEMEROCALLIS																			
assorted / Daylily	S/E	2-4' x 2-4'	1-24	√	√														
dwarf assorted / Dwarf Daylily	S/E	2' x 2'	1-24	√	√														
HESPERALOE																			
parviflora / Red Yucca	E	3-4' x 3-4'	2b, 3, 7-16, 18-24	√	√	√													
parviflora / Yellow Yucca	E	3-4' x 3-4'	2b, 3, 7-16, 18-24	√	√														
HETEROMELES																			
arbutifolia / Toyon	E	15-25' x 10-20'	5-9, 14-24	√	√	√			√										
HEUCHERA																			
maxima / Island Alum Root	S/E	1-2' x 1-2'	15-24	√															
micrantha 'Palace Purple'	S/E	1-2' x 1'	1-10, 14-24	√															
sanguinea / Coral Bells	S/E	1-2' x 1'	1-11, 14-24	√															
HIBISCUS																			
rosa-sinensis / Evergreen Chinese Hibiscus																			
'Butterfly' (yellow)	E	5-7' x 5-7'	9, 12-16, 19-24	√	√	√													
'Lipstick' (hot pink)	E	6-7' x 6-7'	9, 12-16, 19-24	√	√	√													
'San Diego' (red)	E	7-10' x 7-10'	9, 12-16, 19-24	√	√	√													
'White Wings' (white)	E	7-10' x 7-10'	9, 12-16, 19-24	√	√														
syriacus (violet, pink, red) / Rose of Sharon	D	10-12' x 6'	2-24	√	√	√													
HYDRANGEA																			
macrophylla (pink, white, red, blue) / Bigleaf Hydrangea	D	4-8' x 4-8'	3b-9, 12-24	√	√														
macrophylla variegata 'Tricolor' / Variegated Lacecap Hydrangea	D	4-8' x 4-8'	3b-9, 12-24	√	√														
quercifolia / Oakleaf Hydrangea	D	6' x 8'	2b-23	√	√														
HYMENOSPORUM																			
flavum / Sweetshade	E	15-35' x 10-25'	8, 9, 14-24		√	√			√	√									
HYMENOXYIS (TETRANEURIS)																			
acaulis / Angelita Daisy	E	12" x 15-18"	hardy to -20°F	√															
HYPERICUM																			
calycinum / Aaron's Beard, Creeping St. Johnswort	E	1' x 3-4'	2b-24	√	√														
moserianum / Gold Flower	E	3' x 3'	3-9, 14-24	√	√														
IBERIS																			
sempervirens / Evergreen Candytuft	E	8-12" x 8-12"	1-24	√															
ILEX																			
altacrerensis 'Wilsonii' std. / Wilson Holly	E	15-20' x 10-15'	3b-24			√			√										
altacrerensis 'Wilsonii' bush / Wilson Holly	E	6-8' x 6-8'	3b-24	√	√														
cornuta 'Burfordii' / Burford Holly	E	15' x 10'	4-24	√	√	√													
cornuta 'Burfordii Nana' / Dwarf Burford Holly	E	6' x 6'	4-24	√	√														
vomitorea 'Nana' / Dwarf Yaupon Holly	E	3-5' x 5-6'	4-9, 11-24	√	√														
IMPERATA																			
cylindrica 'Red Baron' / Japanese Blood Grass	D	1-2' x 1'	2b-24	√															


 Botanical/Common Name	E (Evergreen) S/E (Semi-Evergreen) D (Deciduous)	Mature Height and Spread ¹	Sunset Western Garden Zone(s) ²	Container Sizes Grown						
				1	5	15	25	24	36	48
IRIS										
bearded mix / Bearded Iris	D	15-28" x 24-30"	1-24	√						
douglasiana / Douglas Iris	S/E	1-2' x 1-2'	4-9, 14-24	√						
Pacific Coast Hybrid / Pacific Coast Hybrid Iris	S/E	1-2' x 1-2'	4-9, 14-24	√						
sibirica / Siberian Iris	D	3-4' x 3'	1-10, 14-23	√						
ITEA										
virginica 'Little Henry' (P.P.10988) / Sweetspire	D	2' x 2-3'	2b-6, 15-17		√					
JACARANDA										
mimosifolia (acutifolia) std. / Jacaranda	S/E	25-40' x 15-30'	12, 13, 15-24		√	√		√	√	√
mimosifolia multi	S/E	25-40' x 15-30'	12, 13, 15-24		√	√		√	√	√
JASMINUM										
mesnyi bush / Primrose Jasmine	E	6-10' x 6-10'	4-24	√						
polyanthum staked / Pink Jasmine	E	vine to 20'	5-9, 12-24	√	√	√				
polyanthum espalier / Pink Jasmine	E	to 20'	5-9, 12-24		√	√				
JUNCUS										
patens / California Gray Rush	E	2' x 2'	4-9, 14-24	√	√					
JUNIPERUS										
chinensis 'Blue Point' / Blue Point Juniper	E	10-12' x 6-8'	1-24		√	√		√		
chinensis 'Old Gold' (Gold Coast)	E	4' x 4'	1-24	√	√					
chinensis 'San Jose'	E	2' x 6'	1-24	√	√					
chinensis 'Sea Green'	E	4-5' x 4-5'	1-24	√	√	√				
chinensis 'Spartan'	E	15' x 3-5'	1-24		√	√				
chinensis 'Torulosa' ('Kaizuka') / Hollywood Juniper	E	10-15' x 6-10'	1-24		√	√		√	√	
conferta 'Blue Pacific' / Shore Juniper	E	1' x 6-8'	3-9, 14-24	√	√					
horizontalis 'Bar Harbor'	E	1' x 8-10'	1-24	√	√					
horizontalis 'Blue Chip'	E	1' x 6-8'	1-24	√	√					
horizontalis 'Icee Blue' (P.P. 9639)	E	4-8" x 6-8'	1-24	√	√					
horizontalis 'Prince of Wales'	E	8" x 8-10'	A1-A3, 1-24	√	√					
horizontalis 'Wiltonii' / Blue Carpet Juniper	E	4-6" x 6-8'	1-24	√	√					
horizontalis 'Youngstown'	E	1' x 6'	1-24	√	√					
procumbens 'Nana' / Dwarf Japanese Garden Juniper	E	1' x 6'	1-24	√	√					
sabina 'Arcadia'	E	1' x 6-8'	1-24	√	√					
sabina 'Broadmoor'	E	2-3' x 10'	1-24	√	√					
sabina 'Buffalo'	E	8-12" x 8'	1-24	√	√					
sabina 'Tamariscifolia' / Tam Juniper	E	1-2' x 10'	1-24	√	√					
scopulorum 'Wichita Blue'	E	10-15' x 4-6'	A2, A3, 1-24		√	√		√		
virginiana 'Cupressifolia' / Hillspire Juniper	E	10-15' x 6-8'	1-24		√	√		√		
virginiana 'Skyrocket' / Skyrocket Juniper	E	15-20' x 2-3'	1-24		√	√		√		
KNIPHOFIA										
uvaria / Red Hot Poker	E	3-4' x 3-4'	2-9, 14-24	√	√					
KOELREUTERIA										
bipinnata std. / Chinese Flame Tree	D	20-40' x 20-40'	8-24		√	√		√	√	√
paniculata std. / Goldenrain Tree	D	20-35' x 25-40'	2-24		√	√		√	√	√


 Botanical/Common Name	E (Evergreen) S/E (Semi-Evergreen) D (Deciduous)	Mature Height and Spread ¹	Sunset Western Garden Zone(s) ²	Container Sizes Grown							
				1	5	15	25	24	36	48	60
LAGERSTROEMIA											
(X = faureri x indica hybrids)											
indica 'Catawba' std. / Purple Crape Myrtle	D	10-15' x 6-8'	7-10, 12-14, 18-21		√	√		√			
indica 'Catawba' multi. / Purple Crape Myrtle	D	10-15' x 6-8'	7-10, 12-14, 18-21		√	√		√			
indica 'Cherokee' std. / Red Crape Myrtle	D	15-25' x 10-20'	7-10, 12-14, 18-21		√	√		√	√	√	
indica 'Cherokee' multi. / Red Crape Myrtle	D	15-25' x 10-20'	7-10, 12-14, 18-21		√			√			
indica 'Dynamite'® (P.P. 10296) multi. / Cherry Red Crape Myrtle	D	10-20' x 10-20'	7-10, 12-14, 18-21		√	√		√			
indica 'Dwarf Red' bush / Dwarf Red Crape Myrtle	D	3-6' x 3-6'	7-10, 12-14, 18-21		√	√		√			
indica 'Potomac' std. / Pink Crape Myrtle	D	10-20' x 8-10'	7-10, 12-14, 18-21		√	√		√	√		
indica 'Potomac' multi. / Pink Crape Myrtle	D	10-20' x 8-10'	7-10, 12-14, 18-21		√	√		√	√	√	
indica 'Twilight Purple' std. / Purple Crape Myrtle	D	10-15' x 6-8'	7-10, 12-14, 18-21		√	√		√	√		
indica 'Twilight Purple' multi / Purple Crape Myrtle	D	10-15' x 6-8'	7-10, 12-14, 18-21		√	√		√	√		
X 'Arapaho' std. / Red Crape Myrtle	D	15-25' x 10-20'	7-10, 12-14, 18-21		√	√		√	√		
X 'Arapaho' multi. / Red Crape Myrtle	D	15-25' x 10-20'	7-10, 12-14, 18-21		√	√		√	√	√	
X 'Biloxi' std. / Pink Crape Myrtle	D	15-20' x 10-15'	7-10, 12-14, 18-21		√	√		√			
X 'Biloxi' multi. / Pink Crape Myrtle	D	15-20' x 10-15'	7-10, 12-14, 18-21		√	√		√	√		
X 'Choctaw' std. / Bright Pink Crape Myrtle	D	15-25' x 10-20'	7-10, 12-14, 18-21		√	√		√	√	√	
X 'Choctaw' multi / Bright Pink Crape Myrtle	D	15-25' x 10-20'	7-10, 12-14, 18-21		√	√		√	√		
X 'Muskogee' std. / Lavender Crape Myrtle	D	20-25' x 10-15'	7-10, 12-14, 18-21		√	√		√	√	√	
X 'Muskogee' multi / Lavender Crape Myrtle	D	20-25' x 10-15'	7-10, 12-14, 18-21		√	√		√	√	√	
X 'Natchez' std. / White Crape Myrtle	D	20-25' x 10-15'	7-10, 12-14, 18-21		√	√		√	√	√	
X 'Natchez' multi / White Crape Myrtle	D	20-25' x 10-15'	7-10, 12-14, 18-21		√	√		√	√	√	
X 'Tuscarora' std. / Red-Pink Crape Myrtle	D	20-25' x 10-15'	7-10, 12-14, 18-21		√	√		√	√	√	
X 'Tuscarora' multi / Red-Pink Crape Myrtle	D	20-25' x 10-15'	7-10, 12-14, 18-21		√	√		√	√	√	
X 'Zuni' std. / Purple Crape Myrtle	D	10-15' x 6-8'	7-10, 12-14, 18-21		√	√		√	√		
X 'Zuni' multi / Purple Crape Myrtle	D	10-15' x 6-8'	7-10, 12-14, 18-21		√	√		√	√		
other varieties and colors	D	varies	7-10, 12-14, 18-21		√	√		√	√	√	
LANTANA											
camara 'Confetti' / Yellow, Pink, Purple Bush Lantana	S/E	2-3' x 6-8'	8-10, 12-24	√	√						
camara 'New Gold' / Gold Spreading Lantana	S/E	2-3' x 6-8'	8-10, 12-24	√	√						
camara 'Orange Trailing' / Orange Spreading Lantana	S/E	2-3' x 6-8'	8-10, 12-24	√	√						
camara 'Radiation' / Orange-Red Bush Lantana	S/E	3-5' x 3-5'	8-10, 12-24	√	√						
camara 'Yellow' / Yellow Bush Lantana	S/E	3-5' x 3-5'	8-10, 12-24	√	√						
camara 'Yellow Trailing' / Yellow Spreading Lantana	S/E	2-3' x 6-8'	8-10, 12-24	√	√						
montevidensis (sellowiana) / Purple Trailing Lantana	S/E	2' x 6'	8-10, 12-24	√	√						
montevidensis 'White Trailing' / White Trailing Lantana	S/E	2' x 6'	8-10, 12-24	√	√						
LAURUS											
nobilis std. / Grecian Laurel, Sweet Bay	E	15-35' x 15-35'	5-9, 12-24		√	√		√	√		
nobilis bush / Grecian Laurel, Sweet Bay	E	15-35' x 15-35'	5-9, 12-24		√	√		√	√		
nobilis column / Grecian Laurel, Sweet Bay	E	15-35' x 15-35'	5-9, 12-24			√					
'Saratoga' std. / Saratoga Sweet Bay	E	15-35' x 15-35'	5-9, 12-24		√	√		√	√		
LAVANDULA											
angustifolia / English Lavender	E	2-3' x 3'	2-24	√	√						
angustifolia 'Hidcote' / Dwarf English Lavender	E	1-2' x 1-2'	2-24	√	√						
angustifolia 'Munstead' / Dwarf English Lavender	E	1-2' x 1-2'	2-24	√	√						
dentata / French Lavender	E	3-4' x 4-6'	8, 9, 12-24	√	√						


 Botanical/Common Name	E (Evergreen) S/E (Semi-Evergreen) D (Deciduous)	Mature Height and Spread ¹	Sunset Western Garden Zone(s) ²	Container Sizes Grown							
				1	5	15	25	24	36	48	60
LAVANDULA (Continued)											
dentata 'Goodwin Creek' / Goodwin Creek Lavender	E	2 1/2-3' x 3-4'	8, 9, 12-24	√	√						
intermedia 'Grosso' / Hedge Lavender	E	2-3' x 2-3'	4-24	√	√						
intermedia 'Provence' / Hedge Lavender	E	2' x 3'	4-24	√	√						
stoechas 'Otto Quast' / Spanish Lavender	E	2-3' x 2-3'	4-24	√	√						
LAVATERA											
bicolor (maritima) / Tree Mallow	E	5-10' x 5-10'	6-9, 12-24	√	√						
thuringiaca 'Barnsley' / Pink Tree Mallow	E	5-10' x 5-10'	2-9, 14-24	√	√						
LEONOTIS											
leonurus / Lion's Mane	E	4-6' x 4-6'	8-24	√	√	√		√	√		
LEPTOSPERMUM											
laevigatum natural low branch / Australian Tea Tree	E	10-25' x 10-25'	14-24	√	√	√		√			
scoparium 'Helene Strybing' / New Zealand Tea Tree	E	6-10' x 5-8'	14-24	√	√	√					
scoparium 'Ruby Glow' / New Zealand Tea Tree	E	6-8' x 4-5'	14-24	√	√	√					
scoparium 'Ruby Glow' patio tree / New Zealand Tea Tree	E	6-8' x 4-5'	14-24		√						
scoparium 'White' / New Zealand Tea Tree	E	6-8' x 4-5'	14-24	√	√						
LEUCOPHYLLUM											
frutescens / Texas Ranger	E	6-8' x 6-8'	7-24	√	√						
frutescens 'Compactum' / Compact Texas Ranger	E	5' x 5'	7-24	√	√						
frutescens 'Green Leaf' / Texas Ranger	E	6-8' x 6-8'	7-24	√	√	√					
laevigatum / Chihuahuan Sage	E	4' x 5'	7-24	√	√						
langmaniae 'Braveheart' / Braveheart Texas Ranger	E	5' x 5'	7-24	√	√						
zygophyllum / Blue Ranger	E	3' x 3'	7-24		√						
LEYMUS (ELYMUS)											
condensatus 'Canyon Prince' / Canyon Prince Wild Rye Grass	D	2-3' x 3'	7-12, 14-24	√	√						
LIBOCEDRUS											
decurrens (Calocedrus) / California Incense cedar	E	75-90' x 10-15'	2-12, 14-24		√	√		√	√		
LIGUSTRUM											
japonicum 'Texanum' bush / Waxleaf Privet	E	8-10' x 4-6'	4-24	√	√	√		√			
japonicum 'Texanum' espalier / Waxleaf Privet	E	to 8-10'	4-24			√					
japonicum 'Texanum' patio tree / Waxleaf Privet	E	8-10' x 4-6'	4-24		√	√					
japonicum 'Texanum' pyramid / Waxleaf Privet	E	8-10' x 4-6'	4-24		√	√					
japonicum 'Texanum' column / Sheared Hedge Waxleaf Privet	E	8-10' x 4-6'	4-24					√			
japonicum 'Texanum' 3-tier / Waxleaf Privet	E	8-10' x 4-6'	4-24		√	√					
lucidum std. / Glossy Privet	E	15-35' x 10-20'	4-24		√	√		√	√		
lucidum bush / Glossy Privet	E	15-35' x 10-20'	4-24	√	√	√		√	√		
'Vicaryi' bush / Vicary Golden Privet	E	8-10' x 8-10'	2-24	√	√						
LIMONIUM											
perezii / Sea Lavender, Statice	S/E	3' x 3'	13, 15-17, 20-24	√	√						
LIQUIDAMBAR											
styraciflua 'Burgundy' / Burgundy Sweet Gum	D	40-60' x 20-25'	3-9, 14-24		√	√		√	√		
styraciflua 'Festival' / Festival Sweet Gum	D	40-60' x 15-20'	3-9, 14-24		√	√		√	√		
styraciflua 'Palo Alto' / Palo Alto Sweet Gum	D	40-60' x 20-25'	3-9, 14-24		√	√		√	√		
styraciflua 'Rotundiloba' / Seedless Sweet Gum	D	40-60' x 20-25'	3-9, 14-24			√		√	√		


 Botanical/Common Name	E (Evergreen) S/E (Semi-Evergreen) D (Deciduous)	Mature Height and Spread ¹	Sunset Western Garden Zone(s) ²	Container Sizes Grown															
				1	5	15	25	24	36	48	60								
LIRIODENDRON																			
tulipifera / Tulip Tree	D	60-80' x 30-40'	2-12, 14-24			v			v	v									
LIRIOPE																			
gigantea (Ophiopogon jaburan) / Giant Lily Turf	E	2-3' x 1-2'	5-9, 14-24	v	v														
muscaria / Blue Lily Turf	E	1-2' x 1-2'	2b-10, 14-24	v	v														
muscaria 'Silvery Sunproof' / Variegated Lily Turf	E	1-2' x 1-2'	2b-10, 14-24	v	v														
spicata 'Silver Dragon' / Variegated Creeping Lily Turf	E	8-10" x 2-3'	3-10, 14-24	v	v														
LONICERA																			
japonica 'Halliana' bush / Hall's Honeysuckle	S/E	vine to 30'	1-24	v															
japonica 'Halliana' staked / Hall's Honeysuckle	S/E	vine to 30'	1-24	v	v	v													
japonica 'Halliana' espalier / Hall's Honeysuckle	S/E	vine to 30'	1-24		v														
tatarica 'Arnold's Red' bush / Arnold's Red Honeysuckle	S/E	vine to 10'	1-24	v	v														
LOPHOSTEMON																			
confertus (Tristania conferta) / Brisbane Box	E	30-40' x 25'	15-17, 19-24		v	v			v	v									
LOROPETALUM																			
chinense 'Green n' Pink' / Fringe Flower	E	6-8' x 6-8'	6-9, 14-24	v	v														
chinense 'Atropurpurea' bush / Fringe Flower	E	6-8' x 6-8'	6-9, 14-24	v	v	v													
chinense 'Atropurpurea' espalier / Fringe Flower	E	to 6-8'	6-9, 14-24		v	v													
chinense 'Purple Majesty' bush / Fringe Flower	E	6-8' x 6-8'	6-9, 14-24	v	v	v													
LYCIANTHES																			
rantonnetii bush (Solanum) / Blue Potato Vine	E	8-12' x 6-10'	12, 13, 15-24	v	v	v													
rantonnetii espalier (Solanum) / Blue Potato Vine	E	to 12'	12, 13, 15-24		v	v													
rantonnetii patio (Solanum) / Blue Potato Vine	E	8-12' x 6-10'	12, 13, 15-24		v	v			v										
rantonnetii 'Royal Robe' bush (Lycianthes) / Purple Potato Vine	E	6-8' x 6-8'	12, 13, 15-24	v	v	v													
rantonnetii 'Royal Robe' espalier (Lycianthes) / Purple Potato Vine	E	to 8'	12, 13, 15-24		v	v													
rantonnetii 'Royal Robe' patio tree (Lycianthes) / Purple Potato Vine	E	6-8' x 6-8'	12, 13, 15-24		v	v													
LYONOTHAMNUS																			
floribundus / Catalina Ironwood	E	20-35' x 15'	14-17, 19-24			v			v										
MACFADYENA																			
unguis-cati (Bignonia) staked / Yellow Trumpet Vine	S/E	vine to 25-40'	8-24	v	v	v													
MAGNOLIA																			
grandiflora std. / Southern Magnolia	E	80' x 60'	4-12, 14-24		v	v			v	v									
grandiflora 'D. D. Blanchard' / Southern Magnolia	E	50' x 25-35'	4-12, 14-24		v	v			v	v									
grandiflora 'Little Gem' / Compact Southern Magnolia	E	20-25' x 10-15'	4-12, 14-24		v	v			v	v									
grandiflora 'Saint Mary' / Southern Magnolia	E	20-30' x 20-30'	4-12, 14-24		v	v			v	v									
grandiflora 'Samuel Sommer' / Southern Magnolia	E	30-40' x 30'	4-12, 14-24		v	v			v	v									
soulangeana / Saucer Magnolia	D	25' x 25'	2b-10, 12-24		v	v			v	v									
soulangeana 'Alexandrina' / Saucer Magnolia	D	25' x 25'	2b-10, 12-24		v	v			v	v									
soulangeana 'Rustica Rubra' / Saucer Magnolia	D	25' x 25'	2b-10, 12-24		v	v			v	v									
stellata 'Royal Star' / Star Magnolia	D	10-15' x 15'	2b-9, 14-24		v	v			v										
stellata 'Waterlily' / Star Magnolia	D	10-15' x 10-15'	2b-9, 14-24		v				v										
MAHONIA																			
aquifolium / Oregon Grape	E	6' x 5'	2-12, 14-24	v	v	v													
aquifolium 'Compacta' / Compact Oregon Grape	E	2-3' x 5'	2-12, 14-24	v	v														
repens / Creeping Mahonia	E	1' x 3'	2b-9, 14-24	v	v														


 Botanical/Common Name	E (Evergreen) S/E (Semi-Evergreen) D (Deciduous)	Mature Height and Spread ¹	Sunset Western Garden Zone(s) ²	Container Sizes Grown							
				1	5	15	25	24	36	48	60
MALUS											
'Adams' (pink) / Flowering Crabapple	D	20' x 20'	1-21			✓		✓			
floribunda (pink to white) / Japanese Flowering Crabapple	D	18' x 25'	1-11, 14-21			✓		✓			
'Prairifire' (pinkish-red) / Flowering Crabapple	D	20' x 20'	1-11, 14-21		✓	✓		✓	✓		
'Robinson' (deep pink) / Flowering Crabapple	D	25' x 25'	1-11, 14-21			✓		✓	✓		
'Royal Raindrops' (red-pink) / Flowering Crabapple	D	20' x 15'	1-11, 14-21			✓	✓				
'Snowdrift' (white) / Flowering Crabapple	D	20' x 20'	1-21			✓		✓			
MAYTENUS											
boaria std. / Mayten Tree	E	30-50' x 30-50'	8, 9, 14-24		✓	✓		✓	✓		
boaria multi / Mayten Tree	E	30-50' x 30-50'	8, 9, 14-24					✓			
boaria 'Green Showers' std. / Green Showers Mayten	E	20-25' x 12-15'	8, 9, 14-24			✓		✓	✓		
MELALEUCA											
linariifolia / Flaxleaf Paperbark	E	20-30' x 20-25'	9, 13-24					✓			
nesophila / Pink Melaleuca	E	15-20' x 15-20'	13, 16-24		✓	✓		✓			
quinquenervia (leucadendra) / Cajeput Tree	E	20-40' x 15-25'	9, 12, 13, 15-17, 20-24		✓	✓		✓	✓		
quinquenervia multi / Cajeput Tree	E	20-40' x 15-25'	9, 12, 13, 15-17, 20-24		✓	✓		✓	✓		
METROSIDEROS											
excelsus (tomentosus) std. / New Zealand Christmas Tree	E	20' x 20'	16, 17, 23, 24		✓	✓		✓	✓	✓	
MICROLEPIA											
strigosa / Lace Fern	E	2-3' x 2-3'	17, 23, 24	✓	✓						
MIMULUS											
aurantiacus / Sticky Monkey Flower	E	4' x 4'	7-9, 14-24	✓							
MISCANTHUS											
sinensis 'Gracillimus' / Maiden Grass	D	4-5' x 6-8'	2-24	✓	✓						
sinensis 'Morning Light' / Variegated Maiden Grass	D	3-4' x 3-4'	2-24	✓	✓						
sinensis 'Stricta' / Zebra Grass	D	4-6' x 3-4'	2-24	✓	✓						
sinensis 'Variegatus' / Variegated Maiden Grass	D	3-4' x 5-6'	2-24	✓	✓						
transmorrisonensis / Evergreen Miscanthus	S/E	2-3' x 3-4'	2-24	✓	✓						
MORAEA											
bicolor (Dietes) / Fortnight lily	E	3-4' x 3-4'	8, 9, 12-24	✓	✓	✓					
hybrida 'Lemon Drops' / Lemon Drops Fortnight Lily	E	3-4' x 3-4'	8, 9, 12-24	✓	✓						
iridioides (Dietes) / Fortnight Lily	E	3-4' x 3-4'	8, 9, 12-24	✓	✓	✓					
MORUS											
alba 'Fruitless' / Fruitless Mulberry	D	30-50' x 30-50'	2-24			✓		✓			
MUHLENBERGIA											
capillaris / Pink Muhly	D	3' x 6'	4-24	✓	✓						
rigens / Deer Grass	D	4' x 4'	4-24	✓	✓						
MYOPORUM											
laetum 'Compacta' bush / Compact Coast Sandalwood	E	10-16' x 6-12'	8, 9, 14-17, 19-24	✓	✓						
parvifolium ('Prostratum') (white) / Creeping Myoporum	E	3-6" x 9'	8, 9, 12-24	✓	✓						
parvifolium ('Prostratum') (pink) / Creeping Myoporum	E	3-6" x 9'	8, 9, 12-24	✓							
parvifolium 'Putah Creek'	E	1' x 8'	8, 9, 12-24	✓							
MYRICA											
californica / Pacific Wax Myrtle	E	10-30' x 10-30'	4-9, 14-24	✓	✓	✓					
MYRSINE											
africana / African Boxwood	E	3-8' x 2 1/2-6'	8, 9, 14-24	✓	✓	✓					


 Botanical/Common Name	E (Evergreen) S/E (Semi-Evergreen) D (Deciduous)	Mature Height and Spread ¹	Sunset Western Garden Zone(s) ²	Container Sizes Grown							
				1	5	15	25	24	36	48	60
MYRTUS											
communis 'Compacta' / Dwarf Myrtle	E	2-4' x 2-4'	8-24	√	√	√					
NANDINA											
domestica / Heavenly Bamboo	E	6-8' x 3-4'	4-24	√	√	√					
domestica 'Compacta' / Compact Heavenly Bamboo	E	4-5' x 3'	4-24	√	√	√					
domestica 'Firepower' / Firepower Dwarf Heavenly Bamboo	E	2' x 2'	4-24	√	√						
domestica 'Gulf Stream' (P.P. 5656) / Compact Heavenly Bamboo	E	3-4' x 1-2'	4-24	√	√						
domestica 'Harbour Dwarf' / Spreading Dwarf Heavenly Bamboo	E	2-3' x 3-4'	4-24	√	√						
domestica 'Nana' / Dwarf Heavenly Bamboo	E	2' x 2-3'	4-24	√	√						
NASELLA											
pulchra / Purple Needle Grass	D	3' x 2-3'	5-9, 11, 14-24	√							
tenuissima (Stipa) / Mexican Feather Grass	D	2' x 2-3'	2b-24	√	√						
NEPETA											
faassenii 'Walker's Low' / Catmint	E	1' x 1 1/2-2'	1-24	√							
NEPHROLEPIS											
cordifolia / Southern Sword Fern	E	2-3' x 5'	8, 9, 12-24	√	√						
NERIUM											
oleander 'Dwarf Red'	E	3-4' x 3-4'	8-16, 18-24	√	√	√					
oleander 'Dwarf White'	E	3-6' x 3-6'	8-16, 18-24	√	√						
oleander 'Petite Pink'	E	3-6' x 3-6'	8-16, 18-24	√	√						
oleander 'Petite Salmon'	E	3-6' x 3-6'	8-16, 18-24		√						
oleander 'Betty' std. (light pink)	E	8-12' x 8-12'	8-16, 18-24		√	√		√			
oleander 'Betty' bush (light pink)	E	8-12' x 8-12'	8-16, 18-24	√	√	√					
oleander 'Red' std.	E	8-12' x 8-12'	8-16, 18-24		√	√		√			
oleander 'Red' bush	E	8-12' x 8-12'	8-16, 18-24	√	√	√					
NERIUM (Continued)											
oleander 'Mrs. Roeding' bush (compact double salmon)	E	6' x 6'	8-16, 18-24	√	√						
oleander 'White' std.	E	10-20' x 10-20'	8-16, 18-24		√	√		√			
oleander 'White' bush	E	10-20' x 10-20'	8-16, 18-24	√	√	√		√			
NOLINA											
microcarpa / Bear Grass	E	3' x 6'	3, 10-13	√	√						
NYSSA											
sylvatica / Sour Gum, Tupelo	D	30-50' x 15-20'	2-10, 14-21		√	√		√	√		
OENOTHERA											
berlandieri (speciosa) / Mexican Evening Primrose	D	1' x 3'	2b-24	√							
berlandieri (speciosa) 'Siskiyou' / Pink Mexican Evening Primrose	D	1' x 3'	2b-24	√							
OLEA											
europaea multi / Olive	E	25-30' x 25-30'	8, 9, 11-24		√	√		√	√	√	
europaea 'Manzanillo' multi / Olive	E	20-30' x 15-25'	8, 9, 11-24		√	√		√	√	√	
europaea 'Petite Olive' / Dwarf Olive	E	12' x 12'	8, 9, 11-24		√	√					
europaea 'Swan Hill' TM / Olive	E	25-30' x 25-30'	8, 9, 11-24					√	√	√	
europaea (Low Fruiting) 'Wilsoni' / Olive	E	25-30' x 25-30'	8, 9, 11-24		√	√		√	√	√	
OPHIOPOGON											
jaburan (Liriope gigantea) / Giant Lily Turf	E	2-3' x 1-2'	5-9, 14-24	√	√						
japonicus / Mondo Grass	E	6-8" spreading	5-9, 14-24	√							
planiscapus nigrescens / Black Mondo Grass	E	6-8" spreading	5-9, 14-24	√							


 Botanical/Common Name	E (Evergreen) S/E (Semi-Evergreen) D (Deciduous)	Mature Height and Spread ¹	Sunset Western Garden Zone(s) ²	Container Sizes Grown										
				1	5	15	25	24	36	48	60			
OSMANTHUS														
fragrans / Sweet Olive	E	10' x 6-8'	5-7, 8, 9, 12-24	√	√	√								
heterophyllus (ilicifolius) / Holly-Leaf Osmanthus	E	10-20' x 10-20'	4-10, 14-24	√	√	√								
'Goshiki' / Variegated Holly-leaf Osmanthus	E	3-4' x 4-5'	4-10, 14-24	√	√									
OSTEOSPERMUM														
fruticosum white / African Daisy	E	10' x 6-8'	5-7, 8, 9, 12-24	√	√	√								
PANDOREA														
jasminoides staked (Bignonia) (pink) / Pink Bower Vine	E	vine to 20-30'	16-24		√	√								
jasminoides espalier (Bignonia) (pink) / Pink Bower Vine	E	to 20-30'	16-24			√								
jasminoides 'Alba' staked (white) / White Bower Vine	E	vine to 20-30'	16-24		√	√								
PANICUM														
virgatum 'Heavy Metal' / Switch Grass	D	4-5' x 1-2'	1-11, 14-23	√	√									
virgatum 'Shenandoah' / Weeping Switch Grass	D	3-4' x 2-4'	1-11, 14-23	√	√									
PARKINSONIA														
aculeata std. / Jerusalem Thorn	D	15-30' x 15-30'	8-24								√			
hybrid (Cercidium) 'Desert Museum' / Desert Museum Palo Verde	D	20' x 20'	8-14, 18-20			√		√	√					
PARTHENOCESSUS														
tricuspidata (Ampelopsis) staked / Boston Ivy	D	vine to 30'	1-24	√	√	√								
quinquefolia staked / Virginia Creeper	D	vine to 20'	1-24	√	√									
PELARGONIUM														
domesticum red / Red Martha Washington Geranium	E	3' x 3'	8, 9, 12-24,	√										
PENNISETUM														
alopecuroides 'Little Bunny' / Dwarf Fountain Grass	D	18" x 18"	2b-24	√										
alopecuroides 'Hameln' / Fountain Grass	D	2-3' x 2-3'	2b-24	√	√									
orientale / Oriental Fountain Grass	D	24" x 30"	3-10, 14-24	√	√									
orientale 'Tall Tails' / Tall Tails Fountain Grass	D	4-6' x 2-4'	3-10, 14-24	√										
setaceum (ruppeli) / Fountain Grass	D	5' x 5'	8-24	√	√									
setaceum 'Cupreum' / Red Fountain Grass	D	4' x 4'	8-24	√	√									
PENSTEMON														
X gloxinoides (pink, purple, red, white) / Beard Tongue	S/E	2-4' x 3'	6-9, 14-24	√	√									
PEROVSKIA														
'Blue Spires' / Russian Sage	E	3-4' x 3-4'	2-24	√	√									
PERSIMMON														
Diospyros kaki (Fuyu, Hachiya)	D	20-30' x 15-20'	6-9, 14-16, 18-24			√		√						
PHILODENDRON														
selloum (bipinnatifidum) / Split Leaf Philodendron	E	6-15' x 6-15'	8, 9, 12-24	√	√	√								
'Xanadu' (P.P. 7030) / Xanadu Cut-Leaf Philodendron	E	24-36" x 24-36"	USDA 9-11	√	√	√								
PHLOX														
subulata 'Emerald Blue' / Blue Moss Pink	E	6" x 18-24"	1-17	√										
subulata 'Red Wings' / Red Moss Pink	E	4-6" x 12-18"	17-Jan	√										
PHOENIX														
canariensis / Canary Island Date Palm	E	60' x 50'	9, 12-24			√		√	√	√				
roebelenii / Pygmy Date Palm	E	6-10' x 6-8'	13, 23, 24		√	√		√						
PHORMIUM														
hybrids 'Amazing Red' / New Zealand Flax	E	18-24" x 18-24"	7-9, 14-24		√	√								
hybrids 'Apricot Queen' / New Zealand Flax	E	3-4' x 3-4'	7-9, 14-24		√	√								
hybrids 'Duet' / New Zealand Flax	E	2' x 2'	7-9, 14-24		√									


 Botanical/Common Name	E (Evergreen) S/E (Semi-Evergreen) D (Deciduous)	Mature Height and Spread ¹	Sunset Western Garden Zone(s) ²	Container Sizes Grown							
				1	5	15	25	24	36	48	60
PHORMIUM (Continued)											
hybrids 'Dusky Chief' / New Zealand Flax	E	3-4' x 3-4'	7-9, 14-24		√						
hybrids 'Evening Glow' / New Zealand Flax	E	3-4' x 3-4'	7-9, 14-24		√						
hybrids 'Flamingo' / New Zealand Flax	E	2' x 2'	7-9, 14-24		√						
hybrids 'Jester' / New Zealand Flax	E	18-24" x 18-24"	7-9, 14-24		√						
hybrids 'Maori Queen' / New Zealand Flax	E	5' x 5'	7-9, 14-24		√	√					
hybrids 'Pink Stripe' / New Zealand Flax	E	5-6' x 5-6'	7-9, 14-24		√						
hybrids 'Sea Jade' / New Zealand Flax	E	5-6' x 5-6'	7-9, 14-24		√						
hybrids 'Sundowner' / New Zealand Flax	E	6-8' x 6-8'	7-9, 14-24		√	√					
hybrids 'Surfer' / New Zealand Flax	E	3-4' x 3-4'	7-9, 14-24	√	√						
hybrids 'Wings of Gold' / New Zealand Flax	E	3-4' x 3-4'	7-9, 14-24		√	√					
hybrids 'Yellow Wave' / New Zealand Flax	E	3-4' x 3-4'	7-9, 14-24		√	√					
tenax green / Green New Zealand Flax	E	7-8' x 7-8'	7-9, 14-24	√	√	√					
tenax 'Atropurpleum' / Purple-Red New Zealand Flax	E	6-8' x 6-8'	7-9, 14-24	√	√	√					
tenax 'Bronze Baby' / New Zealand Flax	E	2-3' x 2-3'	7-9, 14-24	√	√	√					
tenax 'Jack Sprat' / Dwarf New Zealand Flax	E	1-2' x 1-2'	7-9, 14-24	√	√						
tenax 'Tom Thumb' / Dwarf New Zealand Flax	E	2' x 2'	7-9, 14-24	√	√						
tenax 'Variegatum' / Variegated New Zealand Flax	E	6-8' x 6-8'	7-9, 14-24	√	√						
PHOTINIA											
fraseri std. / Red-Leaf Photinia	E	10-15' x 10-15'	3b, 4-24		√	√		√	√		
fraseri bush / Red-Leaf Photinia	E	10-15' x 10-15'	3b, 4-24	√	√	√		√			
fraseri espalier / Red-Leaf Photinia	E	to 15'	3b, 4-24		√	√					
fraseri column (sheared hedge) / Red-Leaf Photinia	E	10-15' x 10-15'	3b, 4-24		√	√		√			
PHYLLOSTACHYS											
aurea / Golden Bamboo	E	10-20' running	hardy to -18° F		√	√		√			
nigra / Black Bamboo	E	10-15' running	hardy to -18° F		√	√		√			
PHYSOCARPUS											
opulifolius 'Dart's Gold' / Compact Golden Ninebark	D	4-6' x 4-6'	1-10, 14-17	√	√						
opulifolius 'Diabolo' / Red-Purple Ninebark	D	5-9' x 5-9'	1-10, 14-17		√						
PICEA											
pungens 'Glauca' / Colorado Blue Spruce	E	30-60' x 10-20'	1-10, 14-17			√	√	√			
PIERIS											
japonica 'Mt. Fire' (Andromeda) / Lily of the Valley Shrub	E	4-6' x 4-6'	2b-9, 14-17		√	√					
japonica 'Flaming Silver' / Variegated Lily of the Valley Shrub	E	4' x 4'	2b-9, 14-17		7	10					
PINUS											
canariensis / Canary Island Pine	E	50-80' x 20-35'	8, 9, 12-24		√	√		√	√	√	
eldarica / Mondell Pine	E	30-80' x 15-25'	7-9, 11-24		√	√		√	√	√	
halepensis / Aleppo Pine	E	30-60' x 20-40'	8, 9, 12-24		√	√		√	√	√	
mugo dwarf / Dwarf Mugho Pine	E	4-8' x 8-10'	1-11, 14-24		√	√					
nigra / Austrian Black Pine	E	40-60' x 20-30'	2-10, 14-21			√	√	√			
pinea / Italian Stone Pine	E	40-80' x 40-60'	8, 9, 12-24		√	√		√	√		
radiata / Monterey Pine	E	80-100' x 25-35'	14-24		√	√		√			
roxburghii / Indian Longleaf Pine	E	60-80' x 30-40'	5-9, 12-24		√	√		√			
thunbergii / Japanese Black Pine	E	20-30' x 10-20'	3-12, 14-21		√	√		√	√		
torreyana / Torrey Pine	E	40-60' x 30-50'	8, 9, 14-24		√	√		√	√		


 Boething Treeland Farms	Botanical/Common Name	E (Evergreen) S/E (Semi-Evergreen) D (Deciduous)	Mature Height and Spread ¹	Sunset Western Garden Zone(s) ²	Container Sizes Grown							
					1	5	15	25	24	36	48	60
PISTACIA												
	chinensis / Chinese Pistache	D	30-60' x 30-60'	4-16, 18-23		√	√		√	√	√	
	chinensis 'Keith Davey' / Chinese Pistache	D	30-60' x 30-60'	4-16, 18-23			√		√	√		
PITOSPORUM												
	crassifolium / Karo	E	15-20' x 10-15'	9, 14-17, 19-24	√	√						
	crassifolium 'Nana' / Dwarf Karo	E	3' x 3'	9, 14-17, 19-24	√	√						
	eugenioides / Tarata	E	20-30' x 15-20'	9, 14-17, 19-22	√	√	√		√			
	tenuifolium (nigricans) / Towhiwhi	E	15-25' x 10-15'	9, 14-17, 19-24	√	√	√		√			
	tenuifolium (nigricans) column (sheared hedge) / Towhiwhi	E	15-25' x 10-15'	9, 14-17, 19-24					√			
	tenuifolium 'Marjorie Channon' / Variegated Towhiwhi	E	8-12' x 8-12'	9, 14-17, 19-24	√	√	√					
	tenuifolium 'Silver Sheen' / Towhiwhi	E	15-25' x 10-15'	9, 14-17, 19-24	√	√	√					
	tobira / Mock Orange	E	6-15' x 6-15'	8-24	√	√	√					
	tobira 'Dwarf Variegata' / Dwarf Variegated Mock Orange	E	2-3' x 2-3'	8-24	√	√						
	tobira 'Variegata' / Variegated Mock Orange	E	5-10' x 5-10'	8-24	√	√	√					
	tobira 'Wheelers Dwarf' / Dwarf Mock Orange	E	2-3' x 4-5'	8-24	√	√	√					
	undulatum std. / Victorian Box	E	15-30' x 15-30'	16, 17, 21-24			√		√	√		
	undulatum multi / Victorian Box	E	15-30' x 15-30'	16, 17, 21-24		√	√		√	√		
PLATANUS												
	acerifolia 'Bloodgood' std. / London Plane Tree	D	40-80' x 30-40'	2-24			√	√	√	√	√	
	acerifolia 'Columbia' std. / London Plane Tree	D	40-80' x 30-40'	2-24			√		√	√		
	acerifolia 'Yarwood' std. / London Plane Tree	D	40-80' x 30-40'	2-24			√		√	√		
	mexicana std. / Mexican Sycamore	D	50-70' x 40-50'	4-24			√		√			
	mexicana 'Alamo' TM std. / Mexican Sycamore	D	30-80' x 20-50'	4-24			√		√			
	racemosa std. / California Sycamore	D	30-80' x 20-50'	4-24		√	√		√	√	√	
	racemosa multi / California Sycamore	D	30-80' x 20-50'	4-24		√	√		√	√	√	
PLATYCLADUS												
	orientalis 'Aureus' (Thuja) / Dwarf Golden Arborvitae	E	3-4' x 2-3'	2-24		√	√					
PLUMBAGO												
	auriculata (capensis) / Cape Plumbago	E	6' x 8-10'	8, 9, 12-24	√	√	√					
	auriculata (capensis) 'Alba' / White Cape Plumbago	E	6' x 8-10'	8, 9, 12-24	√	√						
PODOCARPUS												
	gracilior std. / Fern Pine	E	20-60' x 10-20'	8, 9, 13-24		√	√		√	√	√	
	gracilior natural straight / Fern Pine	E	20-60' x 10-20'	8, 9, 13-24		√	√		√	√		
	gracilior espalier / Fern Pine	E	to 20-30'	8, 9, 13-24		√	√					
	henkelii / Long-Leafed Yellow-Wood	E	30-50' x 15-20'	8, 9, 14-24		√	√		√	√		
	macrophyllus / Yew Pine	E	15-30' x 6-10'	4-9, 14-24		√	√		√			
	macrophyllus maki / Shrubby Yew Pine	E	8-12' x 2-4'	4-9, 14-24		√	√		√			
POLYGALA												
	dalmasiana / Sweet Pea Shrub	E	3-5' x 3-5'	8, 9, 12-24	√	√						
POLYSTICHUM												
	munitum / Western Sword Fern	E	2-4' x 2-4'	2-9, 14-24	√	√						
POPULUS												
	fremontii / Fremont Cottonwood	D	40-60' x 20-30'	1-12, 14-21			√					
	fremontii 'Nevada' / Nevada Fruitless Cottonwood	D	40-60' x 20-30'	1-12, 14-21			√		√			
	nigra 'Italica' / Lombardy Poplar	D	40-100' x 15-30'	1-11, 14-24			√		√			
	tremuloides / Quaking Aspen	D	20-60' x 15-30'	1-7, 14-19			√	√				


 Botanical/Common Name	E (Evergreen) S/E (Semi-Evergreen) D (Deciduous)	Mature Height and Spread ¹	Sunset Western Garden Zone(s) ²	Container Sizes Grown							
				1	5	15	25	24	36	48	60
POPULUS (Continued)											
tremuloides multi. / Quaking Aspen	D	20-60' x 15-30'	1-7, 14-19				✓				
tremuloides 'Prairie Gold' / Prairie Gold Quaking Aspen	D	35-40' x 20-30'	1-7, 14-19			✓					
POTENTILLA											
fruticosa 'Goldfinger' (parviflora) / Gold Cinquefoil	D	3' x 3-4'	1-11, 14-21	✓	✓						
PROSOPIS											
alba grafted Thornless std. / Argentine Mesquite	S/E	20-30' x 20-30'	10-13, 18-24		✓	✓		✓			
alba grafted Thornless natural low branch / Argentine Mesquite	S/E	20-30' x 20-30'	10-13, 18-24						✓		
chilensis std. / Chilean Mesquite	S/E	20-30' x 20-30'	10-13			✓		✓	✓		
chilensis multi - natural low branch / Chilean Mesquite	S/E	20-30' x 20-30'	10-13						✓		
glandulosa grafted Thornless std. / Argentine Mesquite	S/E	25-30' x 30-40'	10-13, 18-24			✓		✓			
glandulosa grafted Thornless nlb. / Argentine Mesquite	S/E	25-30' x 30-40'	10-13, 18-24			✓		✓			
PRUNUS											
blireiana / Flowering Plum	D	25' x 20'	3-22			✓		✓	✓		
caroliniana std. / Carolina Laurel Cherry	E	20-30' x 15-25'	5-24		✓	✓		✓	✓		
caroliniana column / Carolina Laurel Cherry	E	20-30' x 15-25'	5-24		✓	✓		✓	✓		
caroliniana column / Sheared Hedge Carolina Laurel Cherry	E	20-30' x 15-25'	5-24					✓			
c. 'Compacta' column / Compact Carolina Laurel Cherry	E	8-10' x 6-8'	5-24		✓	✓		✓	✓		
c. 'Compacta' std. / Compact Carolina Laurel Cherry	E	8-10' x 6-8'	5-24			✓		✓			
cerasifera 'Krauter Vesuvius' std. / Purple-Leaf Flowering Plum	D	18-20' x 12-15'	3-22		✓	✓		✓	✓	✓	
cerasifera 'Krauter Vesuvius' low branch / Purple-Leaf Flowering Plum	D	18-20' x 12-15'	3-22		✓	✓		✓	✓		
cerasifera 'Thundercloud' / Purple-Leaf Flowering Plum	D	18-20' x 12-15'	3-22			✓		✓			
cistena / Purple-Leaf Sand Cherry	D	6-10' x 6-8'	1-22	✓	✓	✓					
ilicifolia / Hollyleaf Cherry	E	10-25' x 10-25'	5-9, 12-24	✓	✓	✓					
laurocerasus / English Laurel	E	15-30' x 15-30'	4-9, 14-24	✓	✓	✓		✓			
laurocerasus 'Otto Luyken' / Compact English Laurel	E	3-4' x 5-6'	4-9, 14-24		✓						
laurocerasus 'Zabeliana' / Zabel Laurel	E	4-6' x 6-8'	4-9, 14-24	✓	✓	✓					
lusitanica / Portugal Laurel	E	10-20' x 10-20'	4-9, 14-24		✓	✓					
lyonii (ilicifolia Lyonii) / Catalina Cherry	E	15-20' x 15-20'	5-9, 12-24	✓	✓	✓		✓			
serrulata 'Amanogawa' (dbl pale pink) / Flowering Cherry	D	20-25' x 4-8'	3-7, 14-20			✓		✓			
serrulata 'Kwanzan' (dbl rosy pink) / Flowering Cherry	D	20-30' x 15-20'	3-7, 14-20			✓		✓	✓		
serrulata 'Snow Fountains' (dbl white) / Flowering Cherry	D	12-15' x 10-15'	3-7, 14-20			✓		✓			
subhirtella 'Pendula' (dbl pink) / Weeping Flowering Cherry	D	10-12' x 10-12'	2-7, 14-20			✓		✓	✓		
virginiana 'Canada Red' / Chokecherry	D	20-30' x 18-25'	A1-A3, 1-3, 10			✓	✓	✓			
virginiana 'Canada Red' multi. / Chokecherry	D	20-30' x 18-25'	A1-A3, 1-3, 10				✓				
X yedoensis 'Akebono' (sgl delicate pink) / Flowering Cherry	D	30-40' x 20-30'	3-7, 14-20			✓		✓	✓	✓	
PUNICA											
granatum 'Nana' / Dwarf Pomegranate	D	3' x 6'	5-24	✓	✓						
granatum 'Wonderful' / Pomegranate	D	12-15' x 12-15'	5-24		✓	✓					
PYRACANTHA											
coccinea 'Lalandei' / Orange Berried Firethorn	E	10-15' x 10-15'	3-24	✓	✓						
coccinea 'Lowboy' (bright orange berries) / Low Growing Firethorn	E	2-3' x 6-8'	3-24	✓	✓						
fortuneana crenatoserrata 'Dwarf Red' Dwarf Firethorn	E	2' x 2'	4-9, 12-24	✓	✓						
fortuneana crenatoserrata 'Graberii' (red berries) / Firethorn	E	15' x 10'	4-24	✓	✓	✓					
fortuneana crenatoserrata 'Graberii' staked / Firethorn	E	15' x 10'	4-24	✓	✓	✓					
fortuneana crenatoserrata 'Graberii' espalier / Firethorn	E	to 15'	4-24		✓	✓					


 Botanical/Common Name	E (Evergreen) S/E (Semi-Evergreen) D (Deciduous)	Mature Height and Spread ¹	Sunset Western Garden Zone(s) ²	Container Sizes Grown							
				1	5	15	25	24	36	48	60
PYRACANTHA (Continued)											
koidzumii 'Santa Cruz' (red berries) / Firethorn	E	3-6' x 5-10'	4-24	√	√						
koidzumii 'Santa Cruz' (red berries) espalier / Firethorn	E	to 8-10'	4-24			√					
PYRUS											
calleryana 'Aristocrat'® / Aristocrat Pear	D	35-40' x 20'	2b-9, 14-21			√	√	√	√	√	
calleryana 'Bradford' / Bradford Pear	D	40-50' x 30'	2b-9, 14-21			√		√	√	√	
calleryana 'Capital' / Capital Pear	D	40' x 15'	2b-9, 14-21			√	√	√			
calleryana 'Chanticleer'® (P.P. 2489) / Chanticleer Pear	D	40' x 15'	2b-9, 14-21			√	√	√	√		
calleryana 'New Bradford'®™ / New Bradford Pear	D	35' x 30'	2b-9, 14-21			√		√			
calleryana 'Red Spire' / Red Spire Pear	D	30-35' x 20'	2b-9, 14-21			√	√	√	√		
calleryana 'Sierra Blanca'® / Sierra Blanca Pear	D	35-45' x 20-25'	2b-9, 14-21			√					
kawakamii std. / Evergreen Pear	S/E	15-30' x 15-30'	8, 9, 12-24			√		√	√	√	
kawakamii multi / Evergreen Pear	S/E	15-30' x 15-30'	8, 9, 12-24			√		√			
kawakamii espalier / Evergreen Pear	S/E	to 30'	8, 9, 12-24			√					
QUERCUS											
agrifolia std. / Coast Live Oak	E	20-70' x 25-80'	7-9, 14-24		√	√		√	√	√	
agrifolia multi / Coast Live Oak	E	20-70' x 25-80'	7-9, 14-24		√	√		√	√	√	
agrifolia natural low branch / Coast Live Oak	E	20-70' x 25-80'	7-9, 14-24		√	√		√	√	√	
coccinea / Scarlet Oak	D	60-80' x 40-60'	2-10, 14-24		√	√	√	√	√		
douglasii / Blue oak	D	30-50' x 40-70'	3-11, 14-24		√	√		√	√		
ilex / Holly Oak	E	30-60' x 30-60'	4-24		√	√		√	√	√	
lobata / Valley Oak	D	50-80' x 50-80'	3b-9, 12-24		√	√		√	√	√	
macrocarpa / Burr Oak	D	60-75' x 40-60'	1-11, 14-23				√				
palustris / Pin Oak	D	50-80' x 30-40'	2-10, 14-24			√	√	√			
robur 'Fastigiata' / Skyrocket Oak®	D	45' x 15'	A2, A3, 1-12, 14-21			√		√	√		
rubra (borealis) / Red Oak	D	60-75' x 50'	1-10, 14-21			√	√	√	√	√	
shumardii / Shumard Red Oak	D	60-80' x 40-60'	2-10, 14-17			√		√			
suber / Cork Oak	E	30-60' x 30-60'	5-7, 8-16, 18-24		√	√		√	√	√	
virginiana / Southern Live Oak	S/E	40-80' x 60-100'	4-24		√	√		√	√	√	
wislizenii / Interior Live Oak	E	30-75' x 35-80'	7-9, 14-16, 18-21			√		√	√		
RHAMNUS											
alaternus / Italian Buckthorn	E	10-20' x 10-20'	4-24	√	√	√					
californica 'Eve Case' / Coffeeberry	E	4-8' x 4-8'	4-9, 14-24	√	√						
californica 'Seaview' / Low Growing Coffeeberry	E	18-24" x 6-8'	4-9, 14-24	√	√						
RHAPHIOLEPIS (RAPHIOLEPIS)											
indica 'Clara' (white) / India Hawthorn	E	3-5' x 3-5'	8-10, 12-24	√	√	√					
indica 'Jack Evans' (pink) / India Hawthorn	E	4-5' x 4'	8-10, 12-24	√	√	√					
indica 'Pink Dancer' / India Hawthorn	E	2' x 4'	8-10, 12-24	√	√	√					
indica 'Pinkie' ('Enchantress'®) / Dwarf India Hawthorn	E	3' x 5'	8-10, 12-24	√	√	√					
indica 'Pink Lady' ('Springtime'®) / India Hawthorn	E	3-5' x 3-5'	8-10, 12-24	√	√	√					
indica 'Snow White' / White India Hawthorn	E	3-5' x 3-5'	8-10, 12-24	√	√						
'Majestic Beauty'™ std. / and patio tree	E	20-25' x 8-10'	8-10, 12-24		√	√		√	√		
'Majestic Beauty'™ bush	E	20-25' x 8-10'	8-10, 12-24	√	√	√		√			
umbellata 'Minor' ('Gulf Green'™) / Dwarf Yeddo Hawthorn	E	3-4' x 3-4'	8-10, 12-24	√	√						


 Botanical/Common Name	E (Evergreen) S/E (Semi-Evergreen) D (Deciduous)	Mature Height and Spread ¹	Sunset Western Garden Zone(s) ²	Container Sizes Grown															
				1	5	15	25	24	36	48	60								
RHODODENDRON																			
assorted colors	E	varies	varies			v		v											
RHUS																			
aromatica 'Gro-Low' / Fragrant Sumac	D	2-3' x 6-8'	1-3, 10	v	v														
integrifolia / Lemonade Berry	E	3-10' x 3-10'	8, 9, 14-17, 19-24	v	v	v													
lancea std. / African Sumac	E	20-30' x 20-35'	8, 9, 12-24		v	v		v	v	v									
lancea multi / African Sumac	E	20-30' x 20-35'	8, 9, 12-24		v	v		v	v	v									
ovata / Sugar Bush	E	4-10' x 4-10'	9-12, 14-24	v	v	v													
typhina multi. / Staghorn Sumac	D	10-20' x 10-15'	1-10, 14-17	v	v														
typhina 'Tiger Eye' [®] P.P. 16185 multi. / Staghorn Sumac	D	6' x 6'	1-10, 14-17		v														
RIBES																			
nevadense / Pink Sierra Currant	D	4-6' x 2-3'	1-10, 14-21	v	v														
sanguineum (pink, red, white) / Flowering Currant	D	5-12' x 5-12'	4-9, 14-24	v	v														
viburnifolium / Evergreen Currant	E	3-6' x 10-12'	5, 7-9, 14-17, 19-24	v	v														
ROBINIA																			
X ambigua 'Purple Robe' / Purple Flowering Locust	D	30-40' x 20-30'	2-24			v		v	v	v									
ROMNEYA																			
coulteri / Matilija Poppy	D	6-8' x 6-8'	4-12, 14-24	v	v														
ROSA																			
banksiae stk. / White Lady Banks' Rose	D	vine to 40'	4-24	v	v	v													
banksiae espalier / White Lady Banks' Rose	D	vine to 40'	4-24			v													
banksiae 'Lutea' stk. / Yellow Lady Banks' Rose	D	vine to 40'	4-24	v	v	v													
banksiae espalier / Yellow Lady Banks' Rose	D	vine to 40'	4-24		v	v													
californica / California Wild Rose	D	3-6' x 3-6'	4-24	v															
Climbers-many varieties	D	vine to 20'	4-24		v														
floribunda-many varieties	D	varies	4-24		v														
Flower Carpet																			
Appleblossom [™] (P.P. 10239)	D	2-3' x 2-3'	4-24		2														
Coral [™] (P.P. 14441) ('Noala')	D	2-3' x 2-3'	4-24		2														
Pink [™] (P.P. 7282) ('Noatraum')	D	2-3' x 2-3'	4-24		2														
Red [™] (P.P. 11308) ('Noare')	D	2-3' x 2-3'	4-24		2														
White [™] (P.P. 9573) ('Noaschnee')	D	2-3' x 2-3'	4-24		2														
Yellow [™] (P.P. 13869)	D	2-3' x 2-3'	4-24		2														
foetida 'Austrian Copper'	D	2-5' x 2-5'	4-21		v														
grandiflora-many varieties	D	varies	4-24		v														
Groundcover varieties																			
'Fire Red' [®] Meidiland (P.P. 11583)	D	1' x 4 1/2'	4-24	v	2														
'Magic Pink' [®] Meidiland (P.P. 9469)	D	2' x 5'	4-24	v	2														
Pink Groundhugger	D	24" x 30-36"	4-24	v															
Red Drift [®] (PPAF)	D	1-1 1/2' x 1 1/2-2'	4-24		2														
Red Ribbons	D	2 -3' x 4'	4-24		2														
Scarlet	D	2-3' vx 4-6'	4-24		2														
White	D	2' x 6'	4-24		2														
Yellow Ribbons	D	18" x 24"	4-24		2														
Hedge																			
Pink Simplicity	D	4-6' x 4-6'	4-24		v														


 Botanical/Common Name	E (Evergreen) S/E (Semi-Evergreen) D (Deciduous)	Mature Height and Spread ¹	Sunset Western Garden Zone(s) ²	Container Sizes Grown										
				1	5	15	25	24	36	48	60			
ROSA (Continued)														
Purple Simplicity	D	4-6' x 4-6'	4-24		√									
Yellow Simplicity	D	4-6' x 4-6'	4-24		√									
hybrid tea-many varieties	D	varies	4-24		√									
Landscape Shrub	D	varies	4-24		√									
Miniature	D	varies	4-24		2									
polyantha	D	varies	4-24		√									
romantica	D	varies	4-24		√									
Iceberg shrub rose	D													
Brilliant Pink	D	3-4' x 3-4'	4-24		√									
Burgundy	D	3-4' x 3-4'	4-24		√									
White	D	3-4' x 3-4'	4-24	√	√	√								
Patio Trees-many varieties	D	6-8' x 4-5'	4-24		√									
rugosa	D	3-6' x 3-6'	1-24		√									
woodsii	D	3-5' x 5'	4-24		√									
X 'Harrison Yellow'	D	4-6' x 4-5'	1-24		√									
ROSMARINUS														
offinalis 'Collingwood Ingram' / Dwarf Rosemary	E	2-3' x 4'	4-24	√	√									
offinalis 'Huntington Carpet' / Dwarf Rosemary	E	1-2' x 4-8'	4-24	√	√									
offinalis 'Prostratus' / Dwarf Rosemary	E	2' x 4-8'	4-24	√	√									
offinalis 'Tuscan Blue' / Upright Rosemary	E	5-7' x 2-3'	4-24	√	√	√								
RUBUS														
pentalobus 'Emerald Carpet' / Creeping Raspberry	E	4-6" x 2-3'	4-6, 14-17	√										
RUDBECKIA														
fulgida 'Goldsturm' / Black-Eyed Susan	D	2-3' x 2'	24-Jan	√										
RUMOHRA														
adiantiformis / Leatherleaf Fern	E	3' x 3'	14-17, 19-24	√	√									
SALIX														
babylonica / Weeping Willow	D	30-50' x 30-50'	3-24			√		√	√	√				
matsudana 'Navajo' / Globe Willow	D	50-70' x 50-70'	3-11, 14-24			√		√						
purpurea 'Nana' / Dwarf Alaska Blue Willow	D	3-5' x 3-5'	11-Jan	√	√									
SALVIA														
'Allen Chickering' / California Blue Sage	E	3-5' x 5-8'	8, 9, 12-24	√	√									
clevelandii / California Blue Sage	E	3-5' x 5-8'	8, 9, 12-24	√	√									
greggii (pink, red) / Autumn Sage	S/E	2-4' x 2-4'	8-24	√	√									
leucantha / Mexican Bush Sage	E	3-4' x 3-6'	12-24	√	√									
sonomensis / Creeping Sage	D	8-12" x 3-4'	7, 9, 14-24	√										
X sylvestris 'May Night' / May Night Sage	D	18-24" x 18-24"	2-10, 14-24	√										
SAMBUCUS														
mexicana (caerulea) / Blue Elderberry	D	10-30' x 8-20'	2-24		√	√								
SANTOLINA														
chamaecyparissus / Lavender Cotton	E	2' x 3'	2-24	√	√									
virens (rosmarinifolia) / Green Lavender Cotton	E	2' x 3'	3-9, 14-24	√	√									
SAPIUM														
sebiferum / Chinese Tallow Tree	D	30-40' x 25-30'	8, 9, 12-16, 8-21		√	√		√						

 Botanical/Common Name	E (Evergreen) S/E (Semi-Evergreen) D (Deciduous)	Mature Height and Spread ¹	Sunset Western Garden Zone(s) ²	Container Sizes Grown																
				1	5	15	25	24	36	48	60									
SARCOCOCCA																				
ruscifolia / Fragrant Sarcococca, Sweet Box	E	4-6' x 3-7'	4-9, 14-24	√	√															
SCAEVOLA																				
'Maue Clusters' / Fan Flower	E	4-6" x 3-5'	8, 9, 14-24	√																
SCHEFFLERA (TUPIDANTHUS)																				
pueckleri (calyptratus) multi / Umbrella Tree	E	10-20' x 10-20'	19-24	√	√	√		√												
SCHINUS																				
molle std. / California Pepper Tree	E	25-40' x 25-40'	8, 9, 12-24		√	√		√	√	√										
molle multi / California Pepper Tree	E	25-40' x 25-40'	8, 9, 12-24		√	√		√	√	√										
terebinthifolius std. / Brazilian Pepper Tree	E	30' x 30'	15-17, 19-24		√	√		√	√											
SENECIO																				
mandraliscae / Blue Chalk Sticks	E	12-18" x 24"	12, 13, 16, 17, 21-24	√																
SENNA (CASSIA)																				
artemisioides / Feathery Cassia	E	3-5' x 3-5'	8, 9, 18-23	√	√	√														
nemophila (Senna nemophila) / Desert Cassia	E	3-5' x 3-5'	12-24	√	√	√														
SEQUOIA																				
sempervirens 'Aptos Blue' / Coast Redwood	E	70-150' x 15-40'	4-9, 14-24		√&7	√		√	√	√	√	√	√	√	√	√	√	√	√	√
sempervirens 'Soquel' / Coast Redwood	E	70-150' x 15-40'	4-9, 14-24		√&7	√		√	√	√	√	√	√	√	√	√	√	√	√	√
SHEPHERDIA																				
argentea / Silverberry	D	6-12' x 6-12'	1-3, 7, 10	√	√															
SIMMONDSIA																				
chinensis / Jojoba	E	3-6' x 3-6'	7-24	√	√															
SISYRINCHIUM																				
bellum / Blue-Eyed Grass	D	6-12" x 12-18"	2-9, 14-24	√																
SOLANUM																				
jasminoides staked / Potato Vine	E	vine to 30'	8, 9, 12-24	√	√	√														
rantonnetii bush (Lycianthes) / Blue Potato Vine	E	8-12' x 6-10'	12, 13, 15-24	√	√	√														
rantonnetii espalier (Lycianthes) / Blue Potato Vine	E	to 12'	12, 13, 15-24		√	√														
rantonnetii patio tree (Lycianthes) / Blue Potato Vine	E	8-12' x 6-10'	12, 13, 15-24		√	√		√												
rantonnetii 'Royal Robe' bush (Lycianthes) / Purple Potato Vine	E	6-8' x 6-8'	12, 13, 15-24	√	√	√														
rantonnetii 'Royal Robe' espalier (Lycianthes) / Blue Potato Vine	E	to 8'	12, 13, 15-24		√	√														
rantonnetii 'Royal Robe' patio tree (Lycianthes) / Blue Potato Vine	E	6-8' x 6-8'	12, 13, 15-24		√	√														
SOLLYA																				
heterophylla / Australian Bluebell Creeper	E	2-3' x 4-5'	8, 9, 14-24	√	√															
SOPHORA																				
secundiflora multi / Texas Mountain Laurel	E	15-25' x 10-15'	8-16, 18-24	√	√	√		√												
SORBUS																				
aucuparia / European Mountain Ash	D	20-40' x 20-40'	1-10, 14-17			√														
SPHAEROPTERIS																				
cooperi (Alsophila, Cyathea) / Australian Tree Fern	E	10-20' x 10-20'	15-24	√	√	√		√												
SPIRAEA																				
japonica 'Anthony Waterer' / Dwarf Red Spiraea	D	3-5' x 3-5'	2-10, 14-21	√	√															
japonica 'Goldflame' / Golden Spiraea	D	2-3' x 2-3'	2-10, 14-21	√	√															
japonica 'Little Princess' / Rose Pink Spiraea	D	2-4' x 2-4'	2-10, 14-21	√	√															
nipponica 'Snowmound' / Snowmound White Spiraea	D	2-3' x 3-5'	1-10, 14-21	√	√															
X vanhouttei	D	6' x 8'	1-11, 14-21	√	√															

 Botanical/Common Name	E (Evergreen) S/E (Semi-Evergreen) D (Deciduous)	Mature Height and Spread ¹	Sunset Western Garden Zone(s) ²	Container Sizes Grown															
				1	5	15	25	24	36	48	60								
STACHYS																			
byzantina / Lamb's Ears	E	1-2' x 1-2'	1-24	√															
STIPA																			
arundinacea / Pheasant's Tail Grass	D	2' x 2'	14-24	√															
STERCULIA																			
diversifolia (Brachychiton) / Bottle Tree	E	30-50' x 30'	12-24		√	√			√	√	√								
STRELITZIA																			
nicolai / Giant Bird of Paradise	E	10-30' x 10-30'	22-24	√	√	√			√	√									
reginae / Bird of Paradise	E	5-6' x 5-6'	22-24	√	√	√			√										
SYMPHORICARPOS																			
X chenaultii 'Hancock' / Coralberry	D	2' x 1-2'	1-11, 14-21	√	√														
SYRINGA																			
vulgaris (lavender) / Common Lilac	D	10-20' x 8-15'	A1-A3, 1-11, 14	√	√	√													
vulgaris 'Angel White' (single pure white) / Lilac	D	10-12' x 8-10'	A1-A3, 1-11, 14		√														
vulgaris 'Charles Joly' (double dark purplish-red) / Lilac	D	10-20' x 8-15'	A1-A3, 1-11, 14		√														
vulgaris 'Miss Ellen Willmott' (double pure white) / Lilac	D	10-20' x 8-15'	A1-A3, 1-11, 14		√	√													
SYZYGIUM																			
paniculatum (Eugenia) / Brush Cherry	E	30-60' x 10-20'	16, 17, 20-24	√	√	√			√										
paniculatum (Eugenia) 'Compacta' / Dwarf Brush Cherry	E	15-25' x 5-10'	16, 17, 20-24	√	√	√													
TABEBUIA																			
chrysotricha / Golden Trumpet Tree	S/E	25-50' x 25-50'	15, 16, 20-24		√	√													
impetiginosa (ipe) / Lavender Trumpet Tree	S/E	25-50' x 25-50'	15, 16, 20-24		√	√			√	√									
TAGETES																			
lemmonii / Copper Canyon Daisy	S/E	4-6' x 3-8'	8-10, 12-24	√	√														
TAXUS																			
baccata 'Stricta' / Irish Yew	E	15-30' x 3-10'	3-9, 14-24			√			√										
TECOMA																			
stans / Yellow Trumpet Flower	E	15-25' x 10-15'	12, 13, 21-24	√	√														
X alata 'Orange Jubilee' / Orange Trumpet Flower	E	8' x 4-5'	12, 13, 21-24	√	√														
TECOMARIA																			
capensis (tecoma) bush / Cape Honeysuckle	E	6-8' x 4-5'	12, 13, 20-24	√	√	√													
capensis staked / Cape Honeysuckle	E	6-8' x 4-5'	12, 13, 20-24		√	√													
capensis espalier / Cape Honeysuckle	E	to 15-30'	12, 13, 20-24		√	√													
TERNSTROEMIA																			
gymnanthera (japonica) / Ternstroemia	E	3-4' x 4-6'	4-9, 12-24	√	√														
TEUCRIUM																			
chamaedrys (x lucidrys) / Germander	E	1' x 2'	2-24	√	√														
chamaedrys (x lucidrys) 'Prostrata' / Germander	E	4-6" x 3'	2-24	√	√														
fruticans / Bush Germander	E	4-8' x 4-8'	4-24	√	√														
THUJA																			
occidentalis 'Emerald' / American Arborvitae	E	10-15' x 3-4'	1-9, 15-17, 21-24		√	√	√												
orientalis 'Aurea Nana' (Platyclusus) / Dwarf Golden Arborvitae	E	3-4' x 2-3'	2-24		√	√													
THYMUS																			
serpyllum 'Pink Chintz' / Pink Chintz Creeping Thyme	E	4-6" x 18-24"	1-24	√															
TIBOUCHINA																			
urvilleana bush / Princess Flower	E	5-18' x 3-10'	16, 17, 21-24	√	√	√													
urvilleana patio tree / Princess Flower	E	5-18' x 3-10'	16, 17, 21-24		√	√													

 Botanical/Common Name	E (Evergreen) S/E (Semi-Evergreen) D (Deciduous)	Mature Height and Spread ¹	Sunset Western Garden Zone(s) ²	Container Sizes Grown															
				1	5	15	25	24	36	48	60								
TILIA																			
cordata 'Greenspire' [®] / Little-Leaf Linden	D	30-40' x 15-30'	1-17			v		v											
TIPUANA																			
tipu / Tipu Tree	S/E	25-40' x 30-60'	12-16, 18-24		v	v		v	v										
TOPIARY																			
Buxus sempervirens 'Globe' / Globe English Boxwood	E	3-4' x 3-4' pruned	3b-6, 15-17		7	10													
Buxus sempervirens 'Pyramid' / Pyramid English Boxwood	E	3-4' x 3-4' pruned	3b-6, 15-17		7	10													
Ligustrum japonicum 'Texanum' pyramid / Waxleaf Privet	E	8-10' x 4-6' pruned	4-24		v	v													
Ligustrum japonicum 'Texanum' 3-tier / Waxleaf Privet	E	8-10' x 4-6' pruned	4-24		v	v													
Thuja occidentalis 'Emerald' spiral / Spiral American Arborvitae	E	8-9' x 3-4' pruned	1-9, 15-17, 21-24					v											
TRACHELOSPERMUM																			
asiaticum (Rhynchospermum) bush / Asian Jasmine	E	3-8" x 10-15'	6-24		v	v													
jasminoides (Rhynchospermum) bush / Star Jasmine	E	1-2' x 10'	8-24		v	v	v												
jasminoides (Rhynchospermum) staked / Star Jasmine	E	vine to 20'	8-24		v	v	v												
jasminoides (Rhynchospermum) espalier / Star Jasmine	E	to 20'	8-24		v	v													
TRACHYCARPUS																			
fortunei (Chamaerops excelsa) single / Windmill Palm	E	30' x 10'	4-24		v	v		v	v										
TRISTANIA																			
conferta (Lophostemon) / Brisbane Box	E	30-40' x 25'	15-17, 19-24		v	v		v	v										
laurina std. (Tristanopsis) / Water Gum	E	10-25' x 5-15'	15-24			v		v	v										
TRISTANIA (Continued)																			
laurina multi / Water Gum	E	10-25' x 5-15'	15-24			v		v											
laurina 'Elegant' / Elegant Water Gum	E	10-25' x 5-15'	15-24			v		v	v										
TULBAGHIA																			
violacea / Society Garlic	E	12-14" x 1-2'	13-24		v	v													
violacea 'Silver Lace'	E	12-14" x 1-2'	13-24		v	v													
TUPIDANTHUS (SCHLEFFERA)																			
calyptratus (pueckleri) multi / Umbrella Tree	E	10-20' x 10-20'	19-24		v	v	v		v										
ULMUS																			
hybrid 'Frontier' / Frontier Elm	S/E	30-40' x 20-30'	2-9, 14-21			v													
parvifolia 'Allee' [®] (P.P.7552) (sempervirens) / Chinese Evergreen Elm	S/E	50-70' x 30-50'	3-24			v		v	v										
parvifolia 'Athena' [®] (P.P. 7551) Athena Elm	S/E	30' x 35'	3-24					v											
parvifolia 'Bosque' [®] (P.P. 11295) Bosque Elm	S/E	45' x 30'	3-24			v		v											
parvifolia 'Drake' (sempervirens) / Chinese Evergreen Elm	S/E	40-60' x 50-70'	3-24		v	v		v	v	v									
propinqua 'Emerald Sunshine' [®] / Emerald Sunshine Elm	D	35' x 25'	3-24			v		v											
UMBELLULARIA																			
californica / California Bay Laurel	E	50-75' x 20-25'	4-9, 14-24			v		v											
VAUQUELINIA																			
californica / Arizona Rosewood	E	20' x 15'	10-13		v	v	v												
VERBENA																			
peruviana (pink, purple, red)	E	6-12" x 2-3'	8-24		v														
rigida / Rigid Verbena	E	1-2' x 3-4'	3-24		v														
Tapien hybrid blue [®] (P.P. 9411)	E	4" x 12-18"	4-9, 12-24		v														
VIBURNUM																			
burkwoodii / Burkwood Viburnum	S/E	8-10' x 6-8'	2-12, 14-24		v	v													
davidii / David Viburnum	E	3-4' x 3-4'	4-9, 14-24		v	v	v												

 Botanical/Common Name	E (Evergreen) S/E (Semi-Evergreen) D (Deciduous)	Mature Height and Spread ¹	Sunset Western Garden Zone(s) ²	_____ Container Sizes Grown _____							
				1	5	15	25	24	36	48	60
VIBURNUM (Continued)											
opulus 'Sterile' ('Roseum') / Common Snowball	D	8-15' x 8-15'	1-9, 14-24	√	√						
suspensum / Sandankwa Viburnum	E	8-10' x 8-10'	12-24	√	√	√					
tinus 'Spring Bouquet' / Laurustinus	E	4-6' x 4-6'	4-10, 12-24	√	√	√					
trilobum 'Bailey Compact' / Compact Cranberry Bush	D	3-6' x 3-6'	1-11, 14-20	√	√						
VINCA											
major / Periwinkle	E	1-2' x 3-4'	5-24	√							
minor / Dwarf Periwinkle	E	4-6" x 3'	1-24	√							
VITEX											
agnus-castus / Chaste Tree	D	10-20' x 10-20'	4-24	√	√	√		√			
WASHINGTONIA											
robusta / Mexican Fan Palm	E	100' x 10'	8-24		√	√		√	√	√	
robusta - field grown 10 - 12' BTF/BTH in 36" box	E	100' x 10'	8-24						√		
WEIGELA											
florida red / Red Weigela	D	6-10' x 9-12'	1-11, 14-21	√	√						
florida rosea (pink) / Pink Weigela	D	6-10' x 9-12'	1-11, 14-21	√	√						
WESTRINGIA											
rosmariniformis / Coast Rosemary	E	3-6' x 5-10'	8, 9, 14-24	√	√						
rosmariniformis 'Morning Light' / Variegated Coast Rosemary	E	3' x 3'	8, 9, 14-24	√	√						
rosmariniformis 'Wynyabbie Gem' / Coast Rosemary	E	3-6' x 5-10'	8, 9, 14-24	√	√	√					
WISTERIA											
sinensis 'Grafted Purple' staked / Purple Wisteria	D	vine to 50'	3-24		√	√					
sinensis 'Grafted Purple' patio tree / Purple Wisteria	D	15-18' x 10-12'	3-24			√		√			
sinensis 'Grafted White' staked / White Wisteria	D	vine to 50'	3-24		√	√					
WOODWARDIA											
fimbriata / Giant Chain Fern	E	4-5' x 3'	2b-9, 14-24	√	√	√					
XYLOSMA											
congestum (senticosum) / Shiny Xylosma	E	8-10' x 8-10'	8-24	√	√	√		√			
congestum 'Compacta' / Compact Shiny Xylosma	E	6-8' x 6-8'	8-24	√	√	√					
YUCCA											
filamentosa 'Ivory Tower' / Adam's Needle	E	2-3' x 5'	1-24		√						
gloriosa / Spanish Dagger	E	8-10' x 8'	7-9, 12-24		√	√		√			
recurvifolia (pendula-glaucia) / Pendulous Yucca	E	6-10' x 6-8'	7-10, 12-24		√						
whipplei / Our Lord's Candle	E	3' x 6'	2-24		√						
ZANTEDESCHIA											
aethiopica / Common Calla Lily	D	2-4' x 2'	5, 6, 8, 9, 12-24	√	√						
hybrid Pink / Pink Calla Lily	D	2-4' x 2'	5, 6, 8, 9, 12-24	√							
hybrid Red / Red Calla Lily	D	2-4' x 2'	5, 6, 8, 9, 12-24	√							
hybrid Yellow / Yellow Calla Lily	D	2-4' x 2'	5, 6, 8, 9, 12-24	√							
ZAUSCHNERIA											
californica (Epilobium) / California Fuchsia	E	1-2' x 2-3'	2-11, 14-24	√	√						
ZELKOVA											
serrata 'City Sprite' [®] (JFS-KWI P.A.F.) / Compact Sawleaf Zelkova	D	24' x 18'	3-21			√		√			
serrata 'Musashino' / Columnar Sawleaf Zelkova	D	40' x 15'	3-21			√		√	√		
serrata 'Village Green' [™] / Sawleaf Zelkova	D	40-50' x 30-40'	3-21			√		√	√		

 Boething Treeland Farms	Botanical/Common Name	E (Evergreen) S/E (Semi-Evergreen) D (Deciduous)	Mature Height and Spread ¹	Sunset Western Garden Zone(s) ²	_____ Container Sizes Grown _____									
					1	5	15	25	24	36	48	60		
1. Mature Height and Spread is an estimate, and the actual height and spread may vary depending on climate, soil type, etc.														
2. Zone(s) refers to the Sunset Western Garden Book Zones. Used by permission of Sunset Publishing Company.														